



KEMENTERIAN PENDIDIKAN DAN KEBUDAYAAN
DIREKTORAT JENDERAL PENDIDIKAN ANAK USIA DINI,
PENDIDIKAN DASAR DAN PENDIDIKAN MENENGAH
DIREKTORAT SEKOLAH MENENGAH ATAS
2020



Modul Pembelajaran SMA

Bahasa Inggris



KELAS
XII

DAFTAR ISI

DAFTAR ISI	14
PENYUSUN.....	15
GLOSARIUM	16
PETA KONSEP	17
PENDAHULUAN	18
A. Identitas Modul.....	18
B. Kompetensi Dasar	18
C. Deskripsi Singkat Materi	18
D. Petunjuk Penggunaan Modul	18
E. Materi Pembelajaran	19
<i>LEARNING ACTIVITY 1</i>	20
A. Tujuan Pembelajaran	20
B. Uraian Materi	20
C. Rangkuman	27
D. Latihan Soal	27
E. Penilaian Diri	30
<i>LEARNING ACTIVITY 2</i>	31
A. Tujuan Pembelajaran	31
B. Uraian Materi	31
C. Rangkuman	35
D. Latihan Soal	35
E. Penilaian Diri	36
EVALUASI.....	37
KUNCI JAWABAN.....	37
DAFTAR PUSTAKA.....	42



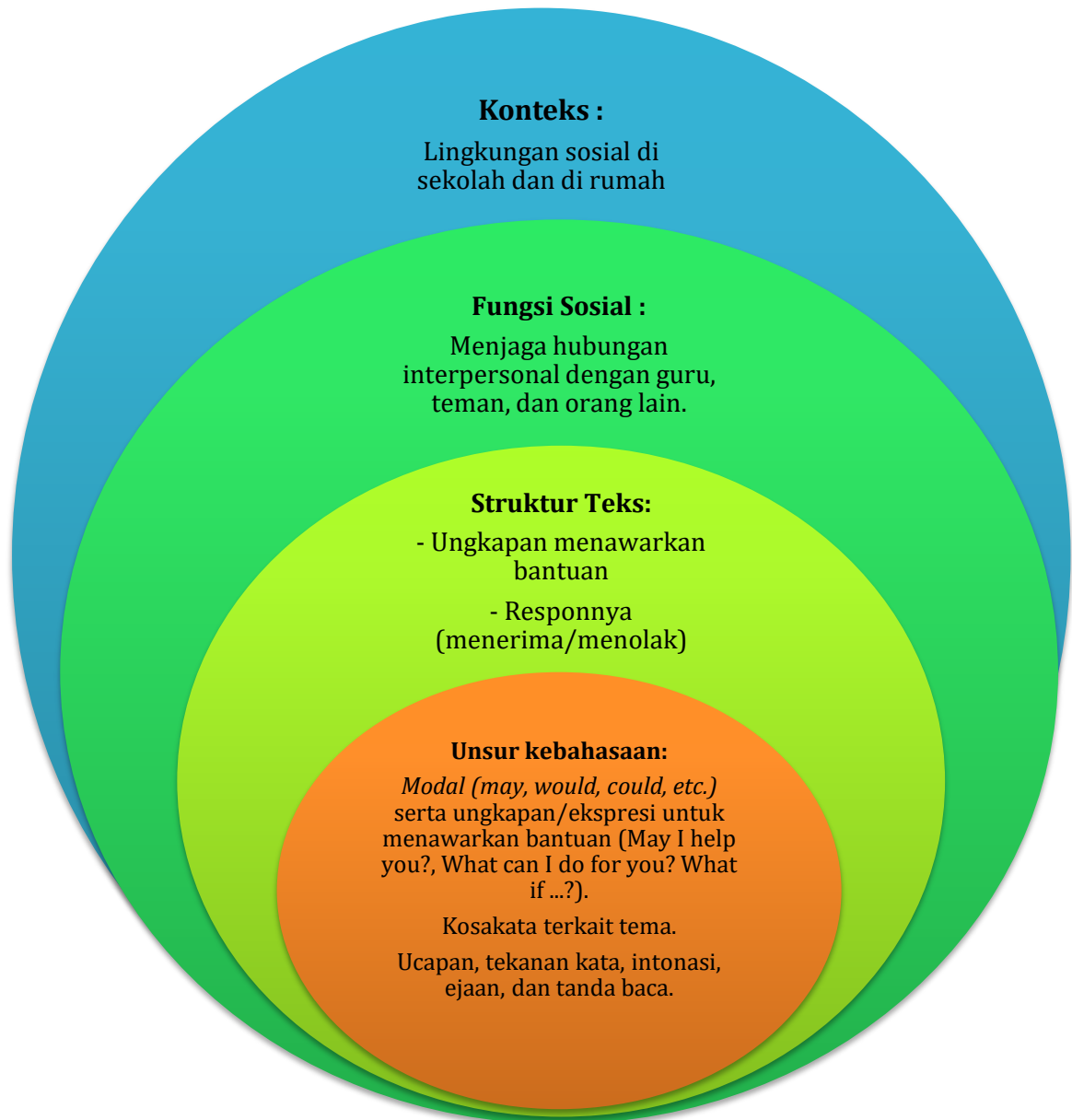
**CAN I HELP YOU?
BAHASA INGGRIS KELAS XII**

**PENYUSUN
Rida Afrilyasanti, M.Pd
SMA Negeri Taruna Nala Jawa Timur**

GLOSARIUM

Assistance	: Bantuan atau kegiatan membantu seseorang
Offer	: Penawaran atau kegiatan menawarkan
Receive	: Menerima atau mendapat
Decline	: Menolak
Favor	: Kebaikan, kemurahan hati atau pertolongan
Refuse	: Menolak atau menyangkal
Reject	: Menolak
Help	: Bantuan/pertolongan atau kegiatan membantu/menolong
Service	: Layanan, jasa atau bantuan
Request	: Permintaan atau permohonan
Assist	: Membantu seseorang dengan melakukan bagian pekerjaan mereka
Polite	: Sopan atau dengan sopan

PETA KONSEP



PENDAHULUAN

A. Identitas Modul

Mata Pelajaran	: Bahasa Inggris
Kelas	: XII
Alokasi Waktu	: 4 x 45 menit
Judul Modul	: Can I Help You?

B. Kompetensi Dasar

- 3.1 Menerapkan fungsi sosial, struktur teks, dan unsur kebahasaan teks interaksi interpersonal lisan dan tulis yang melibatkan tindakan menawarkan jasa, serta menanggapi, sesuai dengan konteks penggunaannya. (Perhatikan unsur kebahasaan *May I help you?, What can I do for you? What if ...?*)
- 4.1 Menyusun teks interaksi interpersonal lisan dan tulis sederhana yang melibatkan tindakan menawarkan jasa, dan menanggapi dengan memperhatikan fungsi sosial, struktur teks, dan unsur kebahasaan yang benar dan sesuai konteks

C. Deskripsi Singkat Materi

Banyak orang menganggap bahwa meminta bantuan merupakan hal yang sulit untuk dilakukan. Hal ini karena kita tentu tidak ingin mengganggu orang lain atau tidak ingin jika permohonan bantuan kita ditolak. Tidak ada seorangpun yang ingin untuk ditolak, bukan?

Di sisi lain, menawarkan bantuanpun ternyata bukan suatu hal yang mudah. Karena saat kita menawarkan bantuan kepada seseorang, kita harus mengetahui situasi dan kondisi orang yang akan kita bantu. Misalnya saja, saat kita melihat seorang teman merasa sedih, kesal, marah atau kecewa, kadang kita hanya perlu untuk memberikan mereka ruang dan waktu. Tidak semua orang ingin untuk dibantu atau bahkan sekedar ditanyai saat mereka sedang dalam masalah.

Namun, di sisi yang lain, sebagai makhluk social, kita harus tetap saling membantu. Selain itu, di kehidupan kita sehari-hari, di berbagai situasi, kita perlu menawarkan atau meminta bantuan serta menerima atau menolak bantuan yang diberikan. Oleh karenanya, kita perlu mempelajari cara yang tepat untuk menawarkan bantuan pada orang lain. Pada modul ini, kita akan belajar tentang ungkapan-ungkapan yang dapat digunakan untuk menawarkan bantuan dalam Bahasa Inggris serta cara meresponnya. Melalui modul ini kita juga dapat mengembangkan kemampuan pemahaman akan kosakata dalam Bahasa Inggris, kemampuan menyimak serta berbicara dalam Bahasa Inggris.

D. Petunjuk Penggunaan Modul

Pada modul ini kita akan berlatih untuk mampu menafsirkan fungsi sosial, struktur teks serta unsur kebahasaan dari teks yang berisi ungkapan menawarkan jasa. Sebelum kita belajar lebih jauh, mari kita pahami terlebih dahulu petunjuk penggunaan modul ini:

1. Modul ini dapat Anda pelajari secara mandiri atau dalam kelompok, baik di sekolah maupun diluar sekolah.
2. Melalui modul ini, Anda dapat belajar menyimak, membaca, melihat dan mengamati contoh-contoh serta uraian materi yang diberikan.
3. Materi serta latihan-latihan dalam modul ini dapat Anda gunakan untuk berdiskusi, belajar, berlatih, dan bertukar informasi untuk memberikan dampak positif terhadap kemajuan belajar Anda.

4. Saat belajar membaca, menirukan bunyi, berbicara dan menulis, Anda tidak perlu khawatir atau takut untuk membuat kesalahan, karena hal tersebut merupakan bagian dari proses pembelajaran.
5. Selain materi-materi yang ada dalam modul ini, Anda juga dapat belajar lebih banyak dari sumber-sumber belajar lainnya yang bisa membantu Anda untuk dapat menangkap makna dan menyusun teks ungkapan menawarkan jasa.
6. Untuk mengetahui kemajuan belajar Anda, Anda dapat menyelesaikan kegiatan-kegiatan belajar dan latihan-latihan yang diberikan dalam modul ini.
7. Saat menemui kendala dalam belajar, Anda dapat mendiskusikan kembali dengan teman atau menanyakan kepada guru atau pakar lainnya.

E. Materi Pembelajaran

Modul ini terbagi menjadi **2** kegiatan pembelajaran (*Learning Activity*). Di masing-masing kegiatan pembelajaran, terdapat uraian materi, contoh teks, soal latihan dan soal evaluasi. Materi yang dibahas di kedua kegiatan pembelajaran tersebut sama, yaitu mengenai ungkapan menawarkan bantuan/jasa. Perbedaan yang terlihat hanya pada tujuan pencapaian kompetensinya. Pada *Learning Activity 1* Anda akan berlatih untuk menemukan dan menganalisa fungsi sosial, struktur teks serta ciri kebahasaan teks ungkapan menawarkan jasa. Sedangkan pada *Learning Activity 2*, Anda akan berlatih keterampilan dalam menyusun teks interpersonal lisan dan tulis yang melibatkan tindakan menawarkan jasa dan menanggapi. Berikut ini merupakan ringkasan materi pembelajaran yang akan digunakan dalam *Learning Activity 1* dan *Learning Activity 2*

- **Fungsi sosial**
Menjaga hubungan interpersonal antar individu (dengan guru, teman, dan orang lain).
- **Struktur Teks**
 - Ungkapan menawarkan bantuan.
 - Responnya (menerima/menolak tawaran bantuan).
- **Unsur Kebahasaan**
 - *Modal (may, would, could, etc.)* serta ungkapan/ekspresi untuk menawarkan bantuan (*May I help you? What can I do for you? What if...?*).
 - Kosakata terkait tema.
 - Ucapan, tekanan kata, intonasi, ejaan, tanda baca, dan tulisan tangan.
- **Topik**
Situasi sehari-hari yang sering dijumpai peserta didik di sekolah, rumah, dan lingkungan sekitar.

LEARNING ACTIVITY 1

LET'S LEARN HOW TO OFFER HELP

A. Tujuan Pembelajaran

Setelah kegiatan pembelajaran 1 ini Anda diharapkan mampu:

1. Mengidentifikasi ungkapan yang digunakan untuk menawarkan bantuan/jasa.
2. Menemukan fungsi sosial, struktur teks, dan ciri-ciri kebahasaan dari teks berisi ungkapan menawarkan jasa.
3. Menangkap makna dari teks berisi ungkapan menawarkan jasa.

B. Uraian Materi

Pada Kegiatan Pembelajaran 1 (*Learning Activity 1*) ini kita akan membaca dan mempelajari beberapa dialog berisi ungkapan menawarkan jasa. Selanjutnya, untuk mampu menggunakan ungkapan menawarkan jasa dengan tepat, kita perlu mengetahui struktur dan ciri kebahasaan dari teks ungkapan menawarkan jasa. Untuk itu, ayo kita pelajari bersama.

Mengidentifikasi Ungkapan Menawarkan Bantuan/Jasa dalam Teks

Ayo kita mulai belajar kita kali ini dengan mengenali dan menemukan ungkapan-ungkapan menawarkan bantuan/jasa dan responnya yang ada dalam sebuah teks.

Practice 1

Please read the following dialogue. Pay attention to the bold typed expressions. Then, identify the expressions of offering help from the dialogue by completing the table below the dialogue.



Ikbar : Hi Argo, have you finished your Biology assignment?

Argo : No. I haven't. We still have one more week to finish it, don't we? What about yours?

Ikbar : Are you joking? The due date will be tomorrow. I have finished mine and I've just submitted it to Ibu Naning. **Do you need any help with your assignment, Argo?**

Argo : **Of course.** Well, I plan to talk about *Tempe*. I will explain the fermentation process and how it becomes part of Biotechnology.

Ikbar : That's a good idea. **What can I do for you?**

Argo : **I think you can help me with the report.** I am a bit confused with the report format. Can you

please explain it to me?

Ikbar : Sure. **Is there anything else I can help?**

Argo : Hmm, **I don't think so. I think I can do it myself.**

Ikbar : Okay, then. I'll take my laptop and show you the report format.

Argo : Okay.

Identify the expressions of offering help that you can find in the dialogue and the responses by completing the table below. Check (√) the correct answer.

No	Expressions	Types of Expression & Response		
		Offering Help	Accepting	Refusing

1	Do you need any help with your assignment, Argo?			
2	Of course.			
3	What can I do for you?			
4	I think you can help me with the report.			
5	Is there anything else that I can help?			
6	I don't think so. I think I can do it myself.			

Bagaimana dengan kegiatan di *Practice 1*? Apakah Anda telah berlatih membaca dialog di atas? Apakah Anda sudah bisa menemukan ungkapan-ungkapan yang digunakan untuk menawarkan jasa serta meresponnya? Anda dapat mengecek kebenaran jawaban Anda dengan membandingkan hasil kerja Anda dengan konsep materi berikut ini.

Practice 2

Study the following expressions used to offer help. Can you find some of the expressions below in the text you have read?

Expressions of Offering Help	
In Formal Setting	In Informal Setting
<ul style="list-style-type: none"> - Would you like some help? - Would you like me to do it for you? - Would you mind if I carry your bag? - Could I offer you a help? - Would you like a cup of tea? - I wonder if I could help you? - Shall I help you? 	<ul style="list-style-type: none"> - What can I do for you? - May I help you? - Can I help you with your task? - Do you want me to help you? - Let me help you. - I will help you. - Do you want me to have a look at your task? - I'd be glad to help. - Is there anything I can help?

Response	
Accepting	Refusing/Declining/Rejecting
<ul style="list-style-type: none"> - Yes please, I'd love to. - If you wouldn't mind. - Thank you. That would be great. - Thank you very much. - Thank you. - Thanks. - Yes, please. - I'd like it very much. - That sounds nice. - That's very kind of you. 	<ul style="list-style-type: none"> - No, thank you. - That's very kind of you, but - Thank you for offering, but - It's okay. I can do it myself. - Don't worry, I'll do it. - No, thank you. I'm fine. - No, thanks. I am good. - No, it's alright. - No, thanks. - No, I can manage it by myself.

Bagaimanakah jawaban Anda untuk *Practice 1*? Tidak sulit bukan untuk menemukan ungkapan menawarkan jasa serta responnya. Coba Anda periksa sekali lagi hasil kerja Anda. Pernyataan 1, 3, dan 5 merupakan ungkapan menawarkan jasa (*offering help*). Pernyataan 2 dan 4 merupakan ungkapan untuk menerima tawaran bantuan/jasa. Sedangkan pernyataan 6 merupakan ungkapan untuk menolak tawaran bantuan/jasa. Nah, apakah Anda sudah mampu menjawab *Practice 1* dengan benar? Anda hebat!!!

Sekarang, coba Anda baca lagi contoh-contoh ekspresi untuk menawarkan bantuan serta responnya yang ada di Practice 2. Ulangi hingga dua atau tiga kali sampai Anda benar-benar bisa melafalkan ungkapan-ungkapan tersebut dengan benar. Anda dapat mengecek cara pelafalan beberapa kosakata yang masih belum Anda ketahui cara pelafalannya dengan membuka kamus atau mengecek di Internet.

Bagaimana? Apakah sudah bisa? Awesome!! Kalau begitu, Anda siap untuk melanjutkan kegiatan pembelajaran berikutnya.

Mengidentifikasi Fungsi Ungkapan Menawarkan Bantuan/Jasa dalam Teks

Setelah kalian mampu mengenali dan menemukan ungkapan-ungkapan menawarkan jasa yang ada dalam sebuah teks, ayo sekarang kita belajar untuk mengenali fungsi sosial dari ungkapan menawarkan bantuan/jasa dan responnya dengan menyelesaikan latihan-latihan berikut ini.

Practice 3

Read the dialogue in Practice 1 once more. Then, answer the questions about it.

1. Where do you think the dialogue takes place?
2. What is the dialogue about?
3. What problem does Argo have?
4. How can Ikbar help Argo?
5. Why do you think Ikbar help Argo?
6. What is Argo's response toward Ikbar's offer of help?
7. What is the benefit of helping each other?

Anda tentu dapat dengan mudah menjawab pertanyaan-pertanyaan di atas karena semua jawaban dari pertanyaan-pertanyaan tersebut ada dalam teks yang sudah Anda kuasai. Sebelum melihat ke pembahasan soal, Anda terlebih dahulu bisa mendiskusikan hasil kerja Anda dengan teman, guru atau orang tua Anda.

Sekarang, mari kita bahas bersama-sama.

Pertanyaan nomor 1 menanyakan tentang setting dari dialog. Jawaban untuk pertanyaan ini adalah *at school* karena Ikbar dan Argo sedang membahas mengenai tugas Biologi mereka dan Ikbar mengatakan kalau dia baru saja mengumpulkan ke Ibu Naning (*I've just submitted it to Ibu Naning*).

Jawaban untuk pertanyaan kedua adalah *about offering a help* karena keseluruhan isi dari diaog tersebut adalah tentang menawarkan dan memberikan bantuan.

Selanjutnya, jawaban untuk pertanyaan ketiga adalah *he has problem with his Biology assignment*. Anda juga dapat melengkapi jawaban Anda dengan penjelasan: *he has not finished his Biology task whose due date is tomorrow*.

Pertanyaan 4 menanyakan bantuan apa yang diberikan oleh Ikbar kepada Argo. Maka jawaban yang tepat adalah *he helps Argo with the report because Argo is a bit confused with the format*.

Selanjutnya, untuk pertanyaan 5 masing-masing dari Anda bisa saja memiliki jawaban yang berbeda-beda. Namun secara umum seseorang membantu orang lain untuk meringankan beban yang dimiliki oleh orang tersebut serta untuk menjaga hubungan baik antar keduanya. Sehingga, Anda dapat menjawab *Ikbar helps Argo in order to ease Argo's burden and to maintain good relationship between them*.

Untuk nomor 6, jawaban yang tepat adalah *Argo receives Ikbar's offer to help him with the report*. Sedangkan, jawaban yang tepat untuk pertanyaan nomor 7 jawaban Anda bisa saja bervariasi dan Anda bisa saling membandingkan jawabanmu dengan punya teman. Secara umum, *the benefits of helping are maintaining good relationship, connecting one to another, and sharing happiness*.

Bagaimana hasil kerja Anda untuk *Practice 2*? Apakah semua jawaban Anda benar untuk kelima nomor di atas? Awesome! Dengan menjawab pertanyaan-pertanyaan di atas, Anda semakin paham mengenai fungsi sosial dari teks berisi ungkapan menawarkan jasa. Fungsi utama dari ungkapan menawarkan jasa adalah untuk menjaga hubungan interpersonal kita dengan orang lain.

Nah sekarang, ayo kita pelajari lebih jauh lagi mengenai struktur dan ciri kebahasaan dari teks yang berisi ungkapan menawarkan bantuan dengan membaca contoh-contoh dialog berikut.

Mengidentifikasi Struktur dan Ciri Kebahasaan Teks Berisi Ungkapan Menawarkan Bantuan/Jasa

Ayo kita pelajari lebih lanjut tentang ungkapan-ungkapan menawarkan bantuan/jasa dan responnya. Pada kegiatan belajar berikut ini kita akan belajar mengidentifikasi struktur dan ciri kebahasaan dari teks berisi ungkapan menawarkan bantuan/jasa.

Practice 4

Please read two dialogues below. Underline the expressions of offering helps used in each dialogue.

Dialogue 1



Salsa : Hi Yaqin, you look so confused. What happened?

Yaqin : Oh well, I have to present my review on a book that I read in our reading club this noon. But, the problem is that I have not even finished reading it.

Salsa : Would you like me to take your turn?

Yaqin : Are you sure?

Salsa : Of course. I will present mine and you can present yours next week.

Yaqin : That's very kind of you. Do

you need an LCD for your presentation? Can I help you with it?

Salsa : Yes. Thanks. That would be great.

Yaqin : Don't mention it. You've helped me a lot.

Dialogue 2



Argo : Hi Ikbar, thanks for your help last time. I wonder if I could help you this time.
 Ikbar : Well, you don't need to do so. It was nothing. But, to be honest, I actually need your favor. I plan to join an English writing contest and I am not sure with my grammar and spelling.
 Argo : Oh, okay. So, do you want me to have a look at your writing?
 Ikbar : If you wouldn't mind.
 Argo : Of course not. Let me have a look at it.

Ikbar : Thank you so much, Argo.
 Argo : It's okay.

Setelah berlatih membaca dua dialog di atas, coba Anda garis bawahi ungkapan-ungkapan menawarkan jasa yang ada dalam dua dialog tersebut, cermati urutan dari penggunaan ungkapan menawarkan jasa dalam sebuah teks dialog. Coba tuliskan ungkapan yang Anda temukan dalam teks serta responnya dengan melengkapi tabel berikut ini.

Teks Dialog 1	Teks Dialog 2
Ungkapan menawarkan Jasa:	Ungkapan menawarkan Jasa:
Respon:	Respon:
Ungkapan menawarkan Jasa:	Ungkapan menawarkan Jasa:
Respon:	Respon:

Apakah Anda dapat menemukan pola/struktur dari teks berisi ungkapan menawarkan bantuan/jasa? *Great Job!* Tentu Anda dapat dengan mudah menemukan struktur teks berisi ungkapan menawarkan jasa yang disajikan dalam Tabel di atas. Coba sekarang Anda cek jawaban yang sudah Anda punya.

Struktur Teks berisi Ungkapan Menawarkan Bantuan/Jasa:

- Ungkapan menawarkan bantuan/jasa
- Responnya (menerima/menolak)

Nah, sekarang cermati kembali ungkapan-ungkapan yang Anda temukan dan coba lengkapi pola kalimat yang disajikan dalam tabel berikut ini.

Have a close look at the expressions of offering help found in two dialogues above. Using your understanding on the expressions, complete these expressions with the correct forms.

Would you like ...
Can I help you with ...
I wonder if I could ...
Do you want me to ...
Let me ...

Noun
Base form of verb
Noun or verb with to
Base form of verb
Base form of verb

Anda dapat menyelesaikan *Practice 4* dengan sangat mudah, bukan? *Excellent!* Kalau Anda dapat dengan mudah menemukan pola ungkapan menawarkan jasa yang disajikan dalam Tabel di atas, maka Anda akan dapat dengan mudah menggunakannya dalam sebuah percakapan. Coba sekarang Anda cek jawaban yang sudah Anda punya.

1. Would you like + noun or verb with to
2. Can I help you with + noun
3. I wonder if I could + base form of verb
4. Do you want me to + base form of verb
5. Let me + base form of verb

Agar Anda lebih memahami struktur dan ciri kebahasaan dari teks berisi ungkapan menawarkan jasa, bukan? Sekarang, ayo kita belajar lebih jauh tentang cara memahami makna dari teks berisi ungkapan menawarkan bantuan/jasa. Untuk itu, coba Anda kerjakan latihan soal yang ada di *Practice 5* berikut ini.

Mengidentifikasi Makna dari Teks Berisi Ungkapan Menawarkan Bantuan/Jasa

Setelah memahami mengenai ungkapan-ungkapan menawarkan bantuan/jasa dan responnya, pada kegiatan belajar berikut ini kita akan belajar untuk menemukan makna dari teks berisi ungkapan menawarkan bantuan/jasa.

Practice 5

Read two dialogues in Practice 4 once more. Then, answer the following questions based on those two dialogues.

1. What is the relationship between Yaqin and Salsa?

2. Why can't Yaqin present his book review this noon?

3. What kind of favor does Salsa offer to Yaqin?

4. What does Yaqin do to help Salsa?

5. How does Salsa respond to Yaqin's offer of help?

6. How can Argo help Ikbar?

7. What kind of activity will Ikbar participate in?

8. 'Let me have a look at **it**.' What does the word **it** in that sentence refer to?

Apakah Anda sudah bisa menjawab semua pertanyaan di atas? *Well done!* Sebelum melihat ke pembahasan soal, Anda terlebih dahulu bisa mendiskusikan hasil kerja Anda dengan teman, guru atau orang tua Anda.

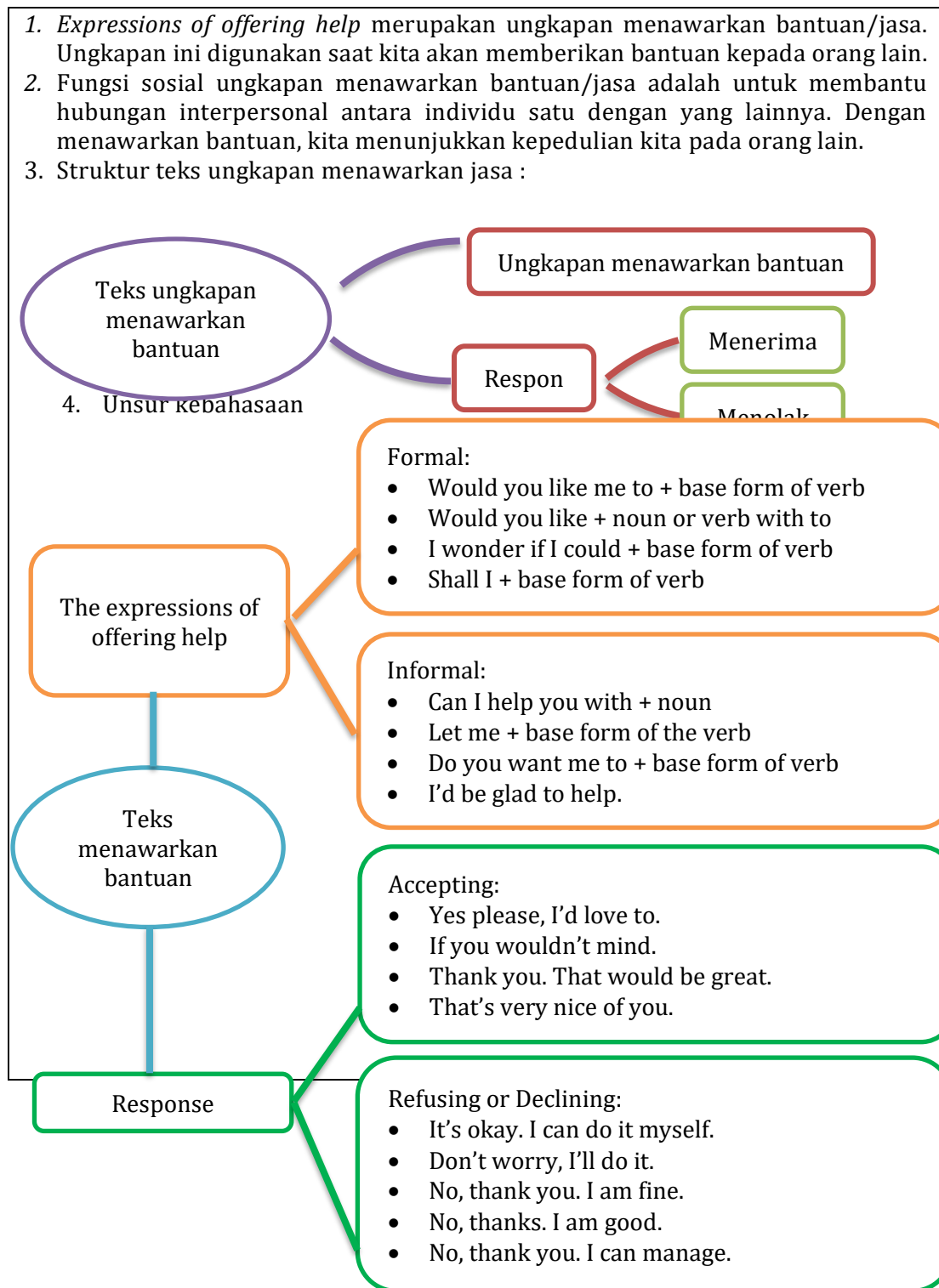
Sekarang, coba Anda cek jawaban Anda dengan kunci jawaban berikut ini.

1. They are friend.
2. Because he has not finished reading the book.

3. Salsa will take Yaqin's turn and present her book review.
4. Yaqin will help Salsa to prepare the LCD for Salsa's presentation.
5. Salsa accepts Yaqin's offer of help.
6. Argo will check Ikbar's writing.
7. Ikbar will participate in writing contest.
8. It refers to Ikbar's writing.

Apakah semua jawaban Anda benar? Jika Anda dapat menjawab semua pertanyaan tersebut dengan benar, berarti Anda telah memahami makna dari teks dialog yang Anda baca. *Fantastic!* Baiklah, sekarang mari kita review lagi materi apa saja yang telah Anda pelajari dalam kegiatan belajar ini. Baca kembali ringkasan materi yang telah Anda pelajari di bagian Rangkuman berikut ini.

Rangkuman



Setelah mengerjakan latihan-latihan di kegiatan sebelumnya dan mereview kembali ringkasan materi, coba Anda cek sekali lagi pemahaman Anda mengenai materi yang telah Anda pelajari dengan mengerjakan latihan soal berikut ini.

C. Latihan Soal

Part 1

Read the dialogue and answer the question about it.

1. What is the best expression used to complete the dialogue below.

Made:

Andy: Sure! That would be great! Are you good at writing or would you rather do the computer work?

Made: I would like to help with the computer work.

Andy: Great! We are going to be working in teams of three. Are you OK working with others?

Made: Yes! I like working like that.

- A. Can I ask you to do me a favor?
 - B. Will you help me with the project?
 - C. I am wondering if I can ask you a favor.
 - D. Is there anything I can do to help you with the computer?
 - E. I was wondering if you need any help on your new project.
2. Answer the question based on the dialogue below.
- Nana: Have you considered giving your old books for little Leo?
Sita: Yes, I have, but I'd like to give if he helps me take all those books from my home.
From the dialogue we may conclude that Sita plans to ...
- A. Offer a help for Nana.
 - B. Accept a help from Nana.
 - C. Give a help for Leo.
 - D. Decline a help from Nana.
 - E. Offer a help for Leo.

3. What is the best expression used to complete the dialogue below?

Royan : Would you like me to help you on your task?

Henry : ... Would you prefer helping with the experiment or is writing the report more your thing?

Royan : I would enjoy helping with the writing portion.

Henry : Perfect! You'll be working alone on that portion. Do you like to work alone?

Royan : That is okay sometimes.

- A. I would love to help!
- B. No, don't worry.
- C. If you mind.
- D. I'm alright.
- E. Thank you.

Part 2

Read the following dialogue.

Mack : Tell me about a typical day. What time do you get up?

David : We get up at five o'clock and start training immediately. We haven't got time to have breakfast we're late, the teachers hit us with sticks.

Mack : How do you train?

David : First we train our legs, arms, and stomachs. We run up and down 1,000 steps and do press-ups. The training is very hard.

Mack : How do you understand the teachers? Do you speak Chinese? I speak Chinese a bit, I can possibly help you.

- David : I am okay. I speak a little. But the teachers speak English so I do not have a problem.
Mack : Great. Anyway, when do you have breakfast?
David : At half past seven. We have rice and soup. We have a short rest and training starts again at nine o'clock. We practice hitting with our hands and kicking with our feet. Then we have lunch and a long rest.
Mack : Oh, that's a really rigid schedule. I wish I could help. Anyway, do you train in the afternoons too?
David : Yes, I like the afternoons because we train with sticks and swords.
Mack : Is it dangerous?
David : No, not really, because we don't fight.
Mack : When does training finish?
David : At six o'clock. We have a shower, and have dinner at half past six –rice and soup again- then we go to bed.
Mack : What do you want to do when you go back to Britain?
David : I want to start a kung fu school in London and teach people kung fu. I also want to appear in films as a kung fu fighter!

Decide whether the given statements below are true or false.

1. David trains only in the mornings. (True/False)
2. David trains only in the afternoons. (True/False)
3. David trains in the mornings and afternoons. (True/False)
4. Mack is willing to give assistance. (True/False)
5. David works in China. (True/False)
6. He has breakfast before he starts training. (True/False)
7. David speaks a little Chinese. (True/False)
8. In the mornings they practice fighting. (True/False)
9. They have a rest before lunch. (True/False)
10. David wants to teach kung fu when he goes back to Britain. (True/False)

Bagaimana dengan jawaban Anda untuk Latihan Soal ini? Anda bisa menjawabnya dengan benar, bukan? Anda semakin paham mengenai makna dan penggunaan ungkapan menawarkan bantuan. *Good job!*

Coba cek pekerjaan Anda dengan kunci jawaban berikut ini.

Part 1

1. E
2. C
3. E

Part 2

- | | |
|------|-------|
| 1. F | 6. F |
| 2. F | 7. T |
| 3. T | 8. F |
| 4. T | 9. F |
| 5. F | 10. T |

Sekarang Anda sudah selesai melaksanakan semua *Learning activity 1*. Kini Anda masuk ke bagian penilaian diri

D. Penilaian Diri

Setelah Anda menyelesaikan latihan soal dengan baik, silahkan Anda mengisi penilaian diri berikut untuk mengetahui pencapaian kompetensi selama Anda mempelajari modul ini.

Complete the following statements to show your learning development.

- I have learned about...

- The most difficult task in this learning activity is....

- It is difficult for me because....

- The difficulties that I have while finishing this learning activity are ...

- The efforts to solve my learning problem are ...

- The learning assistance that I need is ...

Setelah Anda menyelesaikan penilaian diri, perhatikan hasil jawaban Anda. Jika Anda merasa bahwa masalah belajar Anda untuk kegiatan belajar ini belum dapat Anda selesaikan sendiri, maka Anda dapat mengulang lagi kegiatan pembelajaran ini atau menghubungi guru Anda. Namun, jika Anda sudah merasa yakin tidak ada masalah yang ditemui dalam menyelesaikan kegiatan pembelajaran ini, maka 'SELAMAT' Anda dapat melanjutkan pada tahap berikutnya.

LEARNING ACTIVITY 2

LET'S MAKE YOUR OWN DIALOGUE

A. Tujuan Pembelajaran

Setelah *Learning Acticity 2* ini Anda diharapkan mampu:

1. Membuat teks dialog berisi ungkapan menawarkan jasa.
2. Membawakan dialog yang telah dibuat.

B. Uraian Materi

Pada Kegiatan Pembelajaran 2 (*Learning Activity 2*) ini Anda akan diajak berlatih menyusun teks dialog berisi ungkapan menawarkan jasa dan responnya. Kegiatan yang akan Anda lakukan diantaranya mengerjakan latihan untuk memberikan respon untuk beberapa situasi yang memungkinkan penggunaan ungkapan menawarkan bantuan. Anda juga akan berlatih menyusun teks dialog Anda sendiri. Apabila Anda menemui kesulitan dalam mengerjakan latihan dalam kegiatan pembelajaran ini, Anda dapat membaca kembali uraian materi di kegiatan sebelumnya. Kegiatan pembelajaran 2 ini lebih menekankan pada praktik menggunakan ungkapan-ungkapan









Menggunakan Ungkapan Menawarkan Bantuan/Jasa dalam Sebuah Situasi

Ayo kita mulai belajar kita kali ini dengan praktik menggunakan ungkapan menawarkan bantuan dengan memainkan sebuah '*situation game*'. Dalam permainan ini Anda akan diberikan beberapa situasi/kondisi yang berbeda dan Anda harus dapat merespon kondisi/situasi tersebut dengan menyebutkan ungkapan yang tepat.

Practice 1

Follow the instructions below.

- 1) Play a game in pairs or individually.
- 2) If you have a partner to play with, use a dice to pick the first player. Take turn to follow the instructions given in each number.
- 3) The winner is the one who can firstly race to the finish line.

START					
<p>Messy House</p> <p>1</p> 	<p>2</p>	<p>Your mom is cooking. Offer a</p> <p>3</p> <p>Have another go.</p> 	<p>4</p>	<p>5</p>	
<p>29</p> <p>You help your Dad to clean the windows.</p> <p>Offer a help for dad to clean up the window</p> <p>ive spaces.</p> 	<p>27</p>	<p>26</p> 	<p>You vacuum up a sock.</p> <p>30</p> <p>You vacuum up a sock. Ask for</p> 	<p>You remember to clean the bath after using it. Well done!</p> <p>25</p> <p>Accept your brother's help to clean up the bath</p>	<p>24</p>
<p>31</p>	<p>You do the shopping for your Mum.</p> <p>32</p> <p>Over a help for mom to do the shopping</p> 	<p>33</p>	<p>34</p>  <p>Decline your sister's help to do the dusting</p>	<p>Your Mum asks you to do the dusting, but you forget.</p> <p>35</p> 	

Offer a help to tidy up your sister's room.

Get a help to make your bed.

Accept a help to clean the windows.

Your room is so untidy! Tidy it up now.

You make your bed.

You clean the windows.

6

7

8

9

10

Miss a turn.

Go forward two spaces.

Accept a help from your sister to wash the car.

Go forward one space.

14

13

12

11

Offer a help to wash dirty clothes.

You clean your Dad's car. It looks like new.

Give a help to do washing up.

You leave your dirty clothes on the bedroom floor.

You do the washing up.

15

16

17

18

Offer a help to tidy up your sister's room.

Go back to the messy house.

Have another go.

Offer your mom a help to clean up the fridge.

You forget to make your bed.

The fridge is empty and it's Sunday. The shops are closed.

23

22

21

20

19

Throw a six to have another go.

Offer a help to take the dog for a walk.

Miss two turns.

36

37

38

39

40

You take the dog for a long walk.

Clean and tidy house

Move to the clean and tidy house.

WIN!

FINISH

Apakah Anda dapat menyelesaikan *game* yang ada di *Practice 1* di atas? Keren! Untuk mengecek jawaban Anda, Anda dapat membuka kembali rangkuman materi di *Learning Actovoty 1* tentang contoh-contoh ungkapan untuk menawarkan bantuan serta responnya.

Setelah melakukan latihan di *Practice 1*, apakah Anda semakin percaya diri untuk menggunakan ungkapan-ungkapan menawarkan jasa dalam komunikasi lisan? Apakah

Anda ingat peribahasa yang berbunyi *'Practice Makes Perfect'*? Dengan semakin sering berlatih, maka Anda akan semakin paham dan menguasai materi ini. Oleh karena itu, ayo kita lanjutkan berlatih lebih banyak dan lebih sering lagi.

Menggunakan Ungkapan Menawarkan Bantuan/Jasa dalam Teks Dialog Tertulis

Are you excited? Pada kegiatan pembelajaran berikut kita akan belajar membuat dialog berisi ungkapan menawarkan bantuan/jasa. Dalam menyusun dialog, Anda akan diberikan situasi tertentu yang dapat dikembangkan menjadi sebuah teks dialog tertulis. Supaya Anda lebih memahami tentang apa saja yang harus dilakukan, coba perhatikan contoh dialog berikut.

Practice 2

Read and understand the situations below and make a dialogue based on the given situations. Number 1 is done as an example for you.

1. Your brother's room is so messy. He has lots of works to do and can't even tidy up his room. Offer your service.

Me : Hi Dan, may I come in?

My brother : Sure. What's up? I'm really sorry, I can't play with you now. I have many things to do.

Me : Don't worry. I'm actually here to offer you a favor. I'd be glad to help.

My brother : Thanks, but I think I finish this task by myself.

Me : Oh, okay. But, let me help you clean up this messy room.

My brother : That sounds great. Thanks.

Me : Anytime.

Setelah mempelajari contoh di atas, untuk memudahkan Anda dalam mengerjakan soal berikutnya, sekarang coba pahami tips berikut ini.

Dalam menyusun dialog, ada beberapa hal yang perlu diperhatikan, yaitu:

- Pahami situasi yang diberikan. Jika Anda diminta membuat dialog bebas, maka yang dilakukan adalah menentukan tema.
- Tentukan siapa saja yang terlibat dalam dialog tersebut serta peran masing-masing tokoh.
- Susunlah draft/garis besar plot cerita.
- Kembangkan ke dalam dialog lengkap
- Cek ulang dialog yang telah disusun

Nah, sekarang giliran Anda untuk menyusun dialog Anda masing-masing berdasarkan situasi yang diberikan.

2. Your mom is preparing for your family dinner party. She is really busy preparing for the meals. Offer a help to her.

3. Your little sister is crying because she has lost her cute kitten. She has been trying to find her kitten all day long. Offer her a help.

4. Your teacher is coming with bundle of books. She can hardly open up the door as her hands are full of books. Offer your service.

Apakah Anda masih bersemangat untuk mengerjakan latihan-latihan yang diberikan? Pasti semangat, bukan? Untuk latihan ini, tidak ada kepastian kunci. Yang bisa Anda lakukan adalah saling menukarkan pekerjaan Anda dengan teman untuk saling mengecek hasil kerja masing-masing. Anda juga dapat memanfaatkan aplikasi online untuk pengecekan kesalahan ejaan (*spelling*) atau kesalahan struktur kalimatnya (*grammar*).

Menggunakan Ungkapan Menawarkan Bantuan/Jasa dalam Teks Dialog Lisan

Setelah Anda mengecek dialog yang telah Anda susun dan memastikan jika dialog yang Anda buat sudah benar, bawakan dialog yang telah Anda buat. Anda bisa mengajak teman, saudara atau orang tua untuk membantu Anda dalam membawakan dialog yang sudah Anda buat. Anda bisa membawakan dialog tersebut di depan orang lain. Sehingga Anda mendapat umpan balik dari mereka.

Namun, jika Anda tidak memiliki pasangan, Anda bisa membawakannya di depan cermin, sehingga Anda bisa menilai sendiri penampilan Anda. Anda dapat secara individu mengecek dialog yang telah Anda susun. Untuk memudahkan Anda mengecek unjuk kerja Anda sendiri, bacalah *checklist* yang disajikan di bagian Rangkuman berikut ini.

C. Rangkuman

Untuk mengecek hasil karya Anda dalam membuat dialog berisi ungkapan menawarkan bantuan, Anda dapat menggunakan *checklist* berikut ini.

- ✓ I am completely prepared for my dialogue.
- ✓ I pronounce all the words accurately.
- ✓ I speak loud enough.
- ✓ I speak clearly at a pace that is not too fast.
- ✓ I make eye contact.

Sekarang, ayo kita berlatih lagi untuk membuat sebuah dialog bebas (tidak berdasarkan situasi yang diberikan) yang berisi ungkapan menawarkan bantuan/jasa.

D. Latihan Soal

Write down a dialogue that includes the expressions of offering helps and its responses.

The dialogue must:

- 1) Consist of two characters.

- 2) Include at least three expressions of offering helps and the responses.
- 3) Consist of at least 50 words.

Setelah Anda menyelesaikan latihan soal dan juga mencoba membawakan dialog baik di depan cermin atau bersama dengan teman, orang tua, atau saudara, jangan lupa untuk mengecek unjuk kerja Anda sesuai dengan *checklist* yang telah diberikan.

E. Penilaian Diri

Setelah Anda menyelesaikan latihan soal dengan baik, silahkan Anda mengisi penilaian diri berikut untuk mengetahui pencapaian kompetensi selama Anda mempelajari modul ini.

Complete the following statements to show your learning development.

- I have learned about...

- The most difficult task in this learning activity is....

- It is difficult for me because....

- The difficulties that I have while finishing this learning activity are ...

- The efforts to solve my learning problem are ...

- The learning assistance that I need is ...

Setelah Anda menyelesaikan penilaian diri, perhatikan hasil jawaban Anda. Jika Anda merasa bahwa masalah belajar Anda untuk kegiatan belajar ini belum dapat Anda selesaikan sendiri, maka Anda dapat mengulang lagi kegiatan pembelajaran ini atau menghubungi guru Anda. Namun, jika Anda sudah merasa yakin tidak ada masalah yang ditemui dalam menyelesaikan kegiatan pembelajaran ini, maka 'SELAMAT' Anda dapat melanjutkan pada tahap berikutnya.

EVALUASI

Sekarang merupakan saatnya bagi Anda untuk mengecek sekali lagi pemahaman Anda atas materi di modul ini. Selesaikan soal-soal berikut ini. Selamat mengerjakan.

PART 1

Read the dialogue carefully and answer the question about it.

1. Woman : You look so gloomy. What's wrong?
I wonder if there is something I can do for you.
Man : Well, I forgot to bring my book.
Woman : You can borrow mine if you want?
Man : Thank you, I'd love to.
What is the dialogue about?
A. The man's book
B. The woman's book
C. The man's gloomy day
D. The woman's sympathy to the man
E. The woman's offer of help to the man
2. Man: Oh my god, I think I dropped my pen.
Woman: Do you want to use this? I have two.
Man: If you wouldn't mind.
Woman: Sure
What does the woman do?
A. Use a pen
B. Drop a pen
C. Offer a help
D. Ask the man
E. Bring two pens
3. Woman: Would you like me to help you with your project?
Man: Don't worry. I'll do it.
What does the man intend to do?
A. Help the woman
B. Share the project
C. Work with the woman
D. Ask for the woman's help
E. Finish the project himself
4. Dio: Can I help you with that bag
Jon: Thanks. How nice you are.
Dio: No problem!
From the dialogue above, Dio is...
A. Asking for help
B. Giving help
C. Declining a help
D. Offering a help
E. Begging for a help
5. Jul: I wonder if I could help you with those books?
Ria: Thank you. That would be great.
Jul: Anytime

- From the dialogue above, Jul is...
- A. Asking for a help
 - B. Asking for assistance
 - C. Requesting for assistance
 - D. Offering a favor
 - E. Refusing a help
6. Dave: So what can I do for you now?
John: I try singing in a high tune. Can you please teach me?
Dave: Sure
John: Thanks, Dave!
Dave: My pleasure.
From the dialogue above, John is...
- A. Asking for help
 - B. Giving an assistance
 - C. Asking for an assistance
 - D. Giving help
 - E. Offering a help
7. Jade: What do you think of my drawing?
Rose: It's amazing, but I think you should erase the scribbles over here. Do you want me to do it?
Jade: Sure. Thank you.
Rose: My pleasure.
From the dialogue above, Rose is...
- A. Asking for assistance
 - B. Offering a service
 - C. Giving a help
 - D. Declining a help
 - E. Requesting for help
8. Andy : Shall I close the door?
Budy : I don't think so.
From the dialogue above we can conclude that ...
- A. Budy wants the door open.
 - B. Andy wants the door open.
 - C. Budy wants the door close.
 - D. Andy closes the door for Budy.
 - E. Budy is letting Andy close the door.
9. Mita : Let me get you some cookies.
Bayu : Thanks.
We can conclude that Mita is ...
- A. Asking for help from Bayu.
 - B. Asking Bayu's assistance.
 - C. Offering her help to Bayu.
 - D. Accepting with Bayu's help.
 - E. Declining with Bayu's help.
10. Adi :
Ina : It's okay. I am fine
- A. Have you helped?
 - B. Let me help?
 - C. What is it?

- D. Do you have a help?
- E. How do you help?

PART 2

Write down a dialogue of consisting the expressions of offering help and the response. The setting of the dialogue must be at school. The theme is school programs and activities. Besides, the dialogue must:

- 1) Consist of two characters.
- 2) Include at least three expressions of offering helps and the responses.
- 3) Consist of at least 50 words.

As you have done with your dialogue, you can check your work using the 'dialogue checklist' that you have learned before.

KUNCI JAWABAN

PART 1

1. E
2. C
3. E
4. D
5. D
6. A
7. B
8. A
9. C
10. B

PART 2

Tidak ada kepastian kunci.

Rubrik penilaian untuk unjuk kerja ini adalah:

1. Dialog tertulis

Dimensions	4 EXCELLENT	3 GOOD	2 SATISFACTORY	1 NEEDS IMPROVEMENT
Content	The dialogue is very interesting and purposeful with very clear and focused main theme. It includes the expressions of offering helps and the response. It is also engaging.	The dialogue is clear and focused. It has interesting ideas and includes the expressions of offering helps and the response.	The main idea may be cloudy because some of the elaboration of the dialogue are even off-topic.	The dialogue lacks of central idea. The development is minimal or non-existent
Language Use	Use effective complex constructions. There is no error of noun phrase, adverb of time and place, tenses and temporal conjunction.	Use effective complex constructions. There are few errors of noun phrase, adverb of time and place, tenses and temporal conjunction.	Use simple construction & major problems in complex construction. There are several errors of noun phrase, adverb of time and place, tenses and temporal conjunction. The meaning of some sentences are still obscured or confusing.	Virtually no mastery of sentence construction rules. The writing is dominated by errors. It does not communicate or not enough to evaluate.
Dictions	The diction is precise, carefully chosen. The writing has	Writing uses descriptive, broad range of words	The words chosen may be correct but boring. It does	Writing shows limited range of words and some

	strong, fresh, vivid images.	The word choice energizes writing.	not reflect an attempt at deliberate choice.	vocabulary is misused
--	------------------------------	------------------------------------	--	-----------------------

2. Presentasi dialog

<i>CATEGORY</i>	4 EXCELLENT	3 GOOD	2 SATISFACTORY	1 NEEDS IMPROVEMENT
Voice consistency	Voice quality is clear and consistently audible through out the presentation	Voice quality is clear and consistently audible through out the majority (85-95%) of the presentation	Voice quality is clear and consistently audible through out some (70-84%) of the presentation	Voice quality needs more attention
Fluency	Very fluent, and never doubtful in answering questions	Fluent but sometimes rather doubtful in answering the questions	Often doubtful in answering the questions	Doubtful in answering the questions
Pronunciation	Good pronounciati on, correct intonation and stress	Good pronunciation, correct intonation and stress. However, sometimes showing few mistakes	Good pronunciation but incorrect stress and intonation	Bad pronunciation, incorrect stress and intonation
Voice-conversational style	Uses conversational style throughout	Uses conversational style the majority (85-95%) of the time	Uses conversational style most (70-84%) of the time	Presentation style is primarily monologue
Voice-pacing	The pace (rhythm and voice punctuation) fits to the story line and helps the audience really “get into” the story.	Occasionally speaks too fast or too slowly for the story line. The pacing (rhythm and voice punctuation) is relatively engaging for the audience.	Try to use pacing (rhythm and voice punctuation) but it is often noticeable that the pacing does not fit the story line. Audience is not consistently engaged.	No attempt to match the pace of the storytelling to the story line or the audience.

DAFTAR PUSTAKA

Sudarwati, Th.M & Eudia Grace. 2018. *Pathway To English For SMA/MA Grade XII*. Jakarta : Erlangga.

Kementerian Pendidikan dan Kebudayaan.2018.*Bahasa Inggris SMA/MAK Kelas XII*.Jakarta:Pusat Perbukuan dan Kurikulum Balitbang Puskurbuk.

<https://www.eslfast.com/robot/topics/employment/employment10.htm> dikunjungi pada 1 Oktober 2020 pukul 23.44 WIB.



KEMENTERIAN PENDIDIKAN DAN KEBUDAYAAN
DIREKTORAT JENDERAL PENDIDIKAN ANAK USIA DINI,
PENDIDIKAN DASAR DAN PENDIDIKAN MENENGAH
DIREKTORAT SEKOLAH MENENGAH ATAS
2020



Modul Pembelajaran SMA Bahasa Inggris



KELAS
XII

DAFTAR ISI

DAFTAR ISI.....	2
PENYUSUN.....	3
GLOSARIUM	4
PETA KONSEP	5
PENDAHULUAN.....	6
A. Identitas Modul	6
B. Kompetensi Dasar	6
C. Deskripsi Singkat Materi	6
D. Petunjuk Penggunaan Modul	7
E. Materi Pembelajaran	7
KEGIATAN PEMBELAJARAN 1	9
A. Tujuan Pembelajaran	9
B. Uraian Materi	9
C. Rangkuman	12
D. Penugasan Mandiri.....	13
E. Latihan Soal	13
F. Penilaian Diri	14
KEGIATAN PEMBELAJARAN 2	15
A. Tujuan Pembelajaran	15
B. Uraian Materi	15
D. Latihan Soal	20
E. Penilaian Diri	21
KEGIATAN PEMBELAJARAN 3	21
A. Tujuan Pembelajaran	21
B. Uraian Materi	21
C. Rangkuman	26
E. Latihan Soal	27
F. Penilaian Diri	28
EVALUASI.....	30
Petunjuk Umum.....	30
Petunjuk Khusus	30
Soal 1-7 pilih respons yang tepat	30
DAFTAR PUSTAKA.....	36

BAHASA INGGRIS KELAS XII



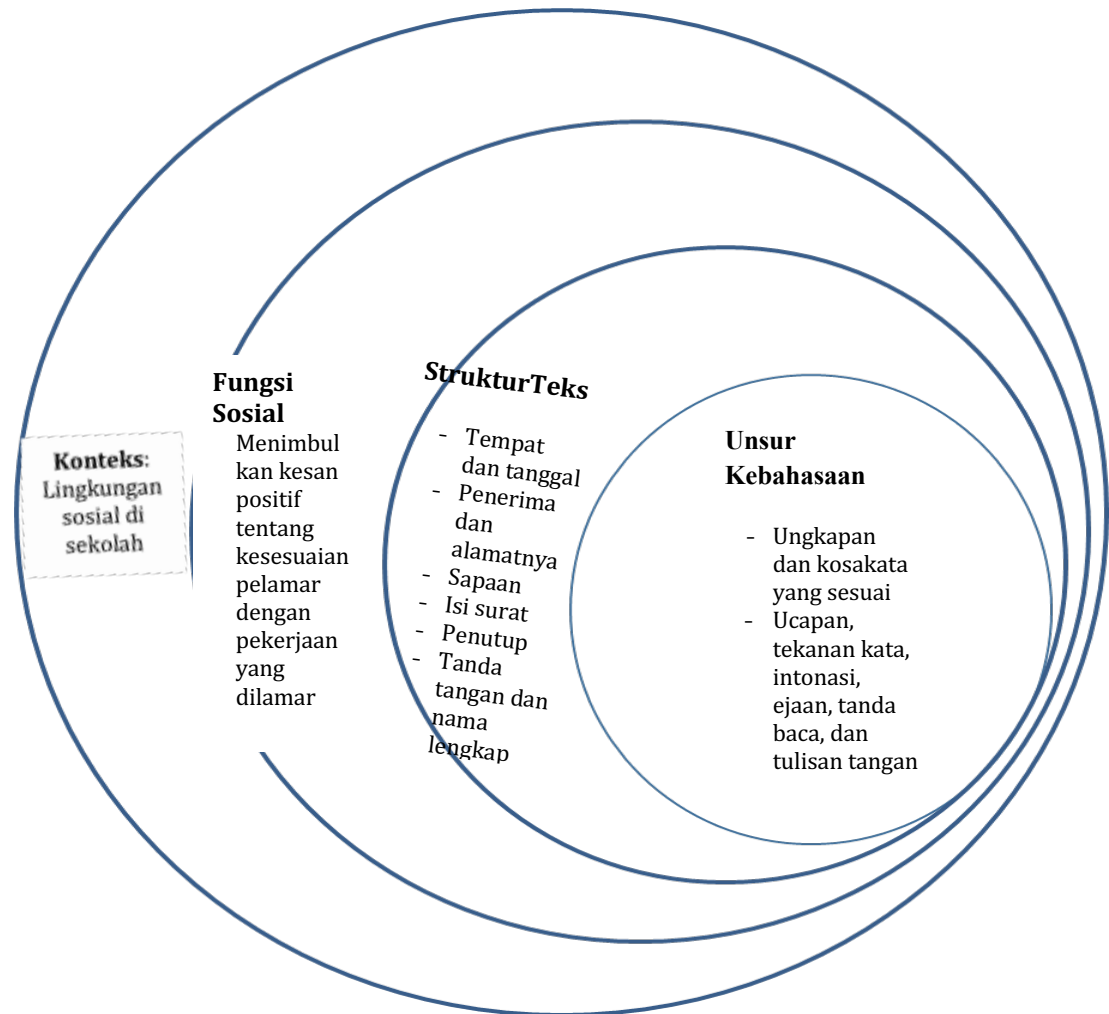
JOB OFFERS

PENYUSUN
Iksan Cahyana
SMA Negeri 6 Kota Bogor

GLOSARIUM

Application Letter	Surat lamaran pekerjaan
Applicant	Orang yang melamar pekerjaan
Qualification	Kualifikasi terkait keahlian, latar belakang pendidikan, atau pengalaman yang dimiliki
Job Vacancy	Lowongan pekerjaan yang ditawarkan oleh perusahaan
Introduction	Bagian awal surat untuk mengenalkan tujuan penulisan surat
Body	Isi surat yang dibagi ke dalam beberapa bagian.

PETA KONSEP



PENDAHULUAN

A. Identitas Modul

Mata Pelajaran	: Bahasa Inggris
Kelas	: XII
Alokasi Waktu	: 4 x 45 meni
Judul Modul	: Job Offers

B. Kompetensi Dasar

- 3.2 Membedakan fungsi sosial, struktur teks, dan unsur kebahasaan beberapa teks khusus dalam bentuk surat lamaran kerja, dengan memberi dan meminta informasi terkait jati diri, latar belakang pendidikan/pengalaman kerja, sesuai dengan konteks.
- 4.2.1 Menangkap makna secara kontekstual terkait fungsi sosial, struktur teks, dan unsur kebahasaan teks khusus dalam bentuk surat lamaran kerja, yang memberikan informasi antara lain jati diri, latar belakang pendidikan/pengalaman kerja.
- 4.2.2 Menyusun teks khusus surat lamaran kerja, yang memberikan informasi antara lain jati diri, latar belakang pendidikan/pengalaman kerja, dengan memperhatikan fungsi sosial, struktur teks, dan unsur kebahasaan, secara benar dan sesuai konteks.

C. Deskripsi Singkat Materi



Sumber : <https://www.indiatoday.in/education-today/jobs-and-careers/story/is-the-job-offer-fake-or-real-tips-to-spot-the-difference-1177609-2018-03-09>

Selamat bergabung kembali dengan serial Modul Bahasa Inggris untuk SMA. Senang bisa berinteraksi melalui modul dengan Anda di seluruh wilayah Indonesia. Kami berharap modul yang Anda baca dapat membantu Anda untuk semakin meningkatkan kemampuan dan keilmuan khususnya bahasa inggris.

Sekarang lihat gambar di atas, apa yang Anda lihat? Benar, tentang melamar pekerjaan. Momen yang paling berbahagia seperti dalam gambar bagian sebelah kiri yaitu pada saat? Bisa Anda sebutkan? Tepat sekali!

Pada modul ini Anda akan diajak berlatih untuk mampu membedakan fungsi sosial, struktur teks, dan unsur kebahasaan dari surat lamaran kerja dan menangkap makna secara kontekstual dari surat lamaran kerja yang Anda temukan. Tentunya, hal yang penting adalah Anda akan berlatih menyusun surat lamaran kerja yang sesuai dengan kaidah-kaidah kebahasaan dan konteksnya.

Untuk mencapai Kompetensi Dasar (KD) ini Anda perlu membaca banyak contoh contoh teks yang berkaitan dengan lamaran pekerjaan, dan berlatih untuk menulis surat lamaran pekerjaan.

Untuk mengetahui kemajuan belajar Anda, silahkan kerjakan latihan soal dan penugasan mandiri, jika ada kesempatan silahkan diskusikan dengan rekan-rekan di sekitar Anda.

D. Petunjuk Penggunaan Modul

Modul ini akan membantu Anda untuk mempermudah memahami, mempraktikkan dan menganalisis materi dalam proses pembelajaran. Pada modul ini diharapkan Anda mampu menguasai secara utuh materi yang ada pada modul ini. Secara khusus, perhatikan petunjuk penggunaan modul berikut ini :

1. Modul inidapat Anda pelajari secara mandiri atau kelompok ,baik di sekolah maupun diluar sekolah
2. Anda dapat mempelajari modul ini dengan membaca, melihat dan mengamati contoh-contohdari gambar , video, website, aplikasi pembelajaran cara diskusi, demonstrasi , simulasi dan Tanya jawab.
3. Diskusikan dengan teman Anda, atau membentuk kelompok diskusi yang efektif.
4. Kerjakan latihan-latihan dan evaluasi yang ada pada modulini.
5. Pelajari sumber-sumber belajar lainnya tentang pembelajaran yang tepat dan sesuai dengan kompetensi yang diharapkan.
6. Jika ada kendala dan Anda mengalami kesulitan, diskusikan kembali dengan teman Anda. Jika masih belum mendapatkan jawaban yang kurang memuaskan tanyakan kepada guru atau pakar lainnya.

E. Materi Pembelajaran

Modul ini terbagi menjadi 3 kegiatan pembelajaran dan di dalamnya terdapat uraian materi, contoh soal, soal latihan dan soal evaluasi.

- Pertama : Mengidentifikasi fungsi sosial, struktur teks, dan unsur kebahasaan teks khusus dalam bentuk surat lamaran kerja, yang memberikan informasi antara lain jati diri, latar belakang pendidikan/pengalaman kerja.
- Kedua : Menangkap makna secara kontekstual terkait fungsi sosial, struktur teks, dan unsur kebahasaan teks khusus dalam bentuk surat lamaran kerja, yang memberikan informasi antara lain jati diri, latar belakang pendidikan/pengalaman kerja.
- Ketiga : Mampu menyusun teks khusus surat lamaran kerja, yang memberikan informasi antara lain jati diri, latar belakang pendidikan/pengalaman kerja, dengan memperhatikan fungsi sosial, struktur teks, dan unsur kebahasaan, secara benar dan sesuai konteks.

Materi dalam modul ini adalah :

- Pembelajaran pertama berfokus pada fungsi sosial, struktur teks dan unsur kebahasaan bentuk surat lamaran kerja, yaitu :

- Fungsi sosial
Menimbulkan kesan positif tentang kesesuaian pelamar dengan pekerjaan yang dilamar
- Struktur teks
Dapat mencakup
 - Tempat dan tanggal
 - Penerima dan alamatnya
 - Sapaan
 - Isi surat
 - Penutup
 - Tanda tangan dan nama lengkap
- Unsur kebahasaan
 - Ungkapan dan kosakata yang sesuai
 - Ucapan, tekanan kata, intonasi, ejaan, tanda baca, dan tulisan tangan
- Topik

- Pembelajaran kedua fokus pada bagaimana menangkap makna secara kontekstual terkait fungsi sosial, struktur teks, dan unsure kebahasaan teks surat lamaran pekerjaan
- Pembelajaran ketiga adalah mampu menyusun surat lamaran pekerjaan yang sesuai dengan struktur dan kaidah kebahasaan.

KEGIATAN PEMBELAJARAN 1

Let's know it

A. Tujuan Pembelajaran

Setelah kegiatan pembelajaran 1 ini diharapkan:

1. Mampu mengidentifikasi fungsi social beberapa teks surat lamaran pekerjaan yang sesuai dengan kesesuaian jenis pekerjaan dengan data data yang dimiliki pelamar.
2. Mengidentifikasi struktur teks beberapa teks khusus surat lamaran pekerjaan yang sesuai dengan konteks penggunaannya.

B. UraianMateri

1. Job Vacancy

Masih ingat gambar pada halaman 7? Coba sekarang Anda hubungkan dengan apa yang akan dilakukan setelah selesai belajar di perguruan tinggi atau lembaga lain, sebageian besar adalah mencari pekerjaan, langkah apa yang paling penting setelah Anda mencari lowongan pekerjaan, contohnya seperti di bawah ini :



LPK Global Hospitality Academy

JOB VACANCY

Position:

1. Head Master
2. F&B Service Instructor
3. FO & HK Instructor
4. Kitchen & Pastry Instructor
5. Admin-GA
6. Finance & Accounting Officer

Requirement:

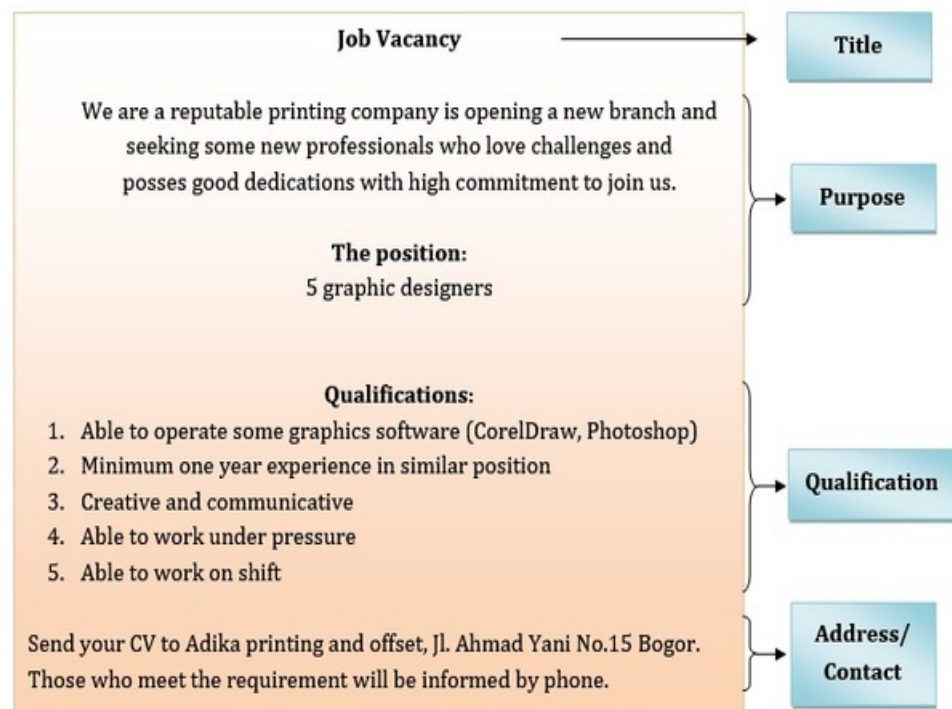
- Minimum Diploma Graduates (All Positions)
- Existing position in training / L&D department with hotel operation background previously (1)
- Minimum 4 (four) years experience in related field
- Fresh Graduates from at least Diploma 4 are welcome (5)
- Minimum 2 (two) years experience in finance & accounting department (6)

Sumber : <https://twitter.com/hashtag/lpkgha>

Jika Anda sebagai pelamar yang baru lulus sekolah tingkat SMA apakah Anda akan memutuskan untuk melamar pekerjaan lembaga ini?

Tepat, Anda memutuskan tidak melamar karena melihat persyaratan minimal yaitu Diploma. Jadi sebelum kita membicarakan tentang surat lamaran pekerjaan, ada hal lain yang perlu kita ketahui, yaitu bagaimana kita mengetahui informasi yang benar dari "Job Vacancy".

Perhatikan contoh berikut yang dikutip dari quiper.com ;



Dari kedua contoh lowongan pekerjaan tersebut dapat Anda pahami bahwa bahasa yang digunakan detail, sederhana, lengkap dan menggunakan kalimat yang pendek, sedangkan untuk struktur kebahasaannya adalah :

- Title : The name of company or type of job vacancy.
- Purpose : The purpose of announcing a job vacancy.
- Qualification : The qualifications or requirements the company wants toward the job seekers
- Address/Contact : Address or contact number to find out more information or to send the job application.

2. Application Letter

Apa yang dimaksud dengan surat lamaran pekerjaan?

A letter of application, also known as a cover letter, is a document sent with your resume to provide additional information about your skills and experience to an employer. The letter of application is intended to provide detailed information on why you are a qualified candidate for the job.

3. The purpose:

The application letter should let the employer know what position you are applying for, what makes you a strong candidate, why they should select you for an interview, and how you will follow up.

Nah, sekarang Anda sudah mengetahui fungsi dari surat lamaran pekerjaan. Selanjutnya bagian apa saja yang harus ada dalam surat lamaran pekerjaan? Coba perhatikan contoh surat lamaran pekerjaan di bawah ini :

Lucius Applicant
123 Main Street, Anytown, CA 12345 · 555-555-5555 · lucius.applicant@email.com

September 1, 2018

William Lee
Lead Mechanic
Acme Auto
123 Business Rd.
Business City, NY 54321

Dear Mr. Lee:

I'm writing to apply for the position of **diesel mechanic at the City Transit Agency**, as advertised on the city's careers web page. I've included my resume for your consideration.

In addition to experience as a diesel mechanic, **I have an excellent knowledge of gasoline engines and electric systems, and I hold a CDL drivers license.** Most recently, I worked for Trailer Transfer in Middletown as their lead diesel mechanic. While I was there, I developed a training program for new hires. However, I had to leave my job due to a move to your city.

Thank you for your time and consideration. **I will follow up next week to see if I can offer any more information about my skills and experience.** My cell phone is 555-555-5555 and my email is lucius.applicant@email.com.

Best regards,
Lucius Applicant

1. Include your contact information in the header of the letter

2. Let the employer know what position you are applying for.

3. Mention what you have to offer the employer in the second paragraph.

4. Suggest next steps by requesting a meeting or a call.



Remember

What to Include in Your Letter

As with all cover letters, a job application letter is divided into sections:¹

- The **heading**, which includes your name and contact information.
- A **greeting**, addressed to a specific person, if possible.
- The **introduction**, which should include why the applicant is writing.
- The **body**, which discusses your relevant qualifications.
- The **close**, which thanks the reader and provides contact information and follow-up details.
- Your **signature to end the letter**.

C. Rangkuman

<p>Surat Lamaran Pekerjaan Application Letter</p> <p>Social Funcion:</p>

The purpose :

The application letter should let the employer know what position you are applying for, what makes you a strong candidate, why they should select you for an interview, and how you will follow up.

Generic Structure:

- Heading
- The address
- A greeting
- The introduction
- The body
- The close
- The signature

D. Penugasan Mandiri

Silahkan Anda mencari contoh surat lamaran pekerjaan dari internet (website), koran, majalah atau media lainnya. Baca secara teliti kemudian tuliskan kosa kata yang penting dalam surat lamaran pekerjaan yang menurut Anda harus digunakan dalam buku catatan Anda.

NO	KOSA KATA	MAKNA/ARTI
1.	Position	Posisi

E. Latihan Soal

Now, it is task time! Anda akan berlatih berkaitan dengan memahami bacaan untuk lebih memahami struktur kebahasaan darisurat lamaran pekerjaan.

Exercise :

Fill in the table with suitable explanation related parts of the application letter in the box.

	Return Information	Inside/Letter Address
Closing the letter	Salutation	Body

Parts of letter	Explanation
	1. It is now permissible to only include your name, E-mail address and cell phone number. It is acceptable to eliminate your address due to privacy and safety issues. Be sure your E-mail address is

	mature and professional. Ideally, it should contain parts of your name for ease of use.
	2. It is very important that you address your letter carefully. After spending time making your letter perfect, you do not want it to be directed to the wrong person or get lost in the mail. If there is a contact name on the ad, address your letter to that person. (Mr. John Smith)
	3. This is also known as the greeting. The person's name should be followed by a colon (:) or left blank. Do not use a comma. (Commas are permissible for use in personal letters; not business letters.)
	4. The body of the letter contains four basic parts and should be three or four paragraphs long. These paragraphs should attract the employer's attention ; state your interest in the company and position; arouse the employer's desire to interview you; and request that the employer take action in the form of an interview. (AIDA)
	5. Finish your letter with an appropriate Complimentary Closing (Sincerely, or Sincerely yours,). Leave enough room to sign the letter before keying your name. Do not forget to sign it. Remember to include an enclosure notation at the bottom.

Congratulations! Anda mampu mengisi tabel tersebut dengan tepat sesuai dengan struktur kebahasaan surat lamaran pekerjaan. Mari kita lanjutkan ke kegiatan pembelajaran selanjutnya.

F. Penilaian Diri

Di akhir kegiatan pembelajaran 1, silahkan Anda mengukur sejauh mana keberhasilan Anda dalam mengikuti pembelajaran dengan menjawab pertanyaan yang Anda tulis di buku catatan masing masing.

No	KEGIATAN	YA/TIDAK/BELUM
1.	Saya berdoa sebelum dan sesudah membacamodu lini.	
2.	Saya mengerjakan soal dan latihan dengan jujur.	

3.	Saya mengetahui fungsi surat lamaran pekerjaan.	
4.	Saya mengetahui bagian bagian dari surat lamaran pekerjaan.	

KEGIATAN PEMBELAJARAN 2

Let's know it

A. Tujuan Pembelajaran

Setelah kegiatan pembelajaran 2 ini diharapkan:

1. Mampu menemukan makna berkaitan dengan fungsi social dalam surat lamaran pekerjaan.
2. Mampu menemukan makna berkaitan dengan bagian-bagian surat lamaran pekerjaan berdasarkan struktur kebahasaan yang benar

B. Uraian Materi

Pada pembelajaran 1, Anda telah mempelajari fungsi sosial dan struktur kebahasaan surat lamaran pekerjaan dan juga lowongan pekerjaan yang ditawarkan. Marilah sekarang kita berlatih untuk memahami lowongan pekerjaan serta surat lamaran pekerjaan sehingga pada akhirnya Anda mampu menulis surat lamaran pekerjaan yang sesuai dengan kualifikasi yang Anda miliki.

Nah, sekarang untuk memahami surat lamaran pekerjaan mari kita pelajari informasi tentang surat tersebut secara bagian per bagian.

Lets Read.

Try to read aloud while practicing your pronunciation. Then, read closely to understand the letters.

Text 1.

<p>Elizabeth Johnson 12 Jones Street, Portland, Maine 04101 · 555-555-5555 · elizabethjohnson@email.com</p> <p>August 11, 2020</p> <p>Mark Smith Manager, Human Resources Veggies to Go 238 Maine Street Portland, Maine 04101</p> <p>Dear Mr. Smith,</p> <p>I was so excited when my former coworker, Jay Lopez, told me about your opening for an administrative assistant in your Portland offices. A long-time Veggies to Go customer and an experienced admin, I would love to help the company achieve its mission of making healthy produce as available as takeout.</p> <p>I've worked for small companies for my entire career, and I relish the opportunity to wear many hats and work with the team to succeed. In my latest role as an administrative assistant at Beauty Corp, I saved my employer thousands of dollars in temp workers by implementing a self-scheduling system for the customer service reps that cut down on</p>

canceled shifts. I also learned web design, time sheet coding, and perfected my Excel skills.
 I've attached my resume for your consideration and hope to speak with you soon about your needs for the role.
 Sincerely,
Elizabeth Johnson (signature hard copy letter)
 Elizabeth Johnson

Text 2

John Donaldson
 8 Sue Circle, Smithtown, CA 08067 · 909-555-5555 ·
 john.donaldson@emailexample.com

August 14, 2020
 George Gilhooley
 Times Union
 87 Delaware Road
 Hatfield, CA 08065

Dear Mr. Gilhooley,

I am writing to apply for the programmer position advertised in the Times Union. As requested, I enclose a completed job application, my certification, my resume, and three references.

The role is very appealing to me, and I believe that my strong technical experience and education make me a highly competitive candidate for this position. My key strengths that would support my success in this position include:

I have successfully designed, developed, and supported live-use applications.
 I strive continually for excellence.
 I provide exceptional contributions to customer service for all customers.

With a BS degree in Computer Programming, I have a comprehensive understanding of the full lifecycle for software development projects. I also have experience in learning and applying new technologies as appropriate. Please see my resume for additional information on my experience.

I can be reached anytime via email at john.donaldson@emailexample.com or by cell phone, 909-555-5555.

Thank you for your time and consideration. I look forward to speaking with you about this employment opportunity.

Sincerely,
John Donaldson (signature hard copy letter)
 John Donaldson

Great. Anda semakin terampil dalam melatih kemampuan pelafalan. Secara umum informasi apa yang ada dalam surat tersebut. Apa perbedaan mendasar dari kedua surat tersebut? **Benar**, siapa yang menulis surat, orang dituju dan dimana alamat kantor itu berada jelas berbeda. Tepat sekali kita focus di bagian awal surat. Perhatikan dan bandingkan kedua surat tersebut!

Text 1	Text 2
Elizabeth Johnson 12 Jones Street, Portland, Maine 04101 · 555-555-5555 · elizabethjohnson@email.com	John Donaldson 8 Sue Circle, Smithtown, CA 08067 · 909-555-5555 · john.donaldson@emailexample.com

August 11, 2020 Mark Smith Manager, Human Resources Veggies to Go 238 Maine Street Portland, Maine 04101	August 14, 2020 George Gilhooley Times Union 87 Delaware Road Hatfield, CA 08065
---	--

Informasi ini terkait :

- Full Name
- Phone Number
- Email
- Date
- Name of the hiring manager / their professional title
- Name of the company you're applying to

Bagaimana bisa diikuti? Pasti Anda mampu untuk mengetahui bagaimana jika ingin mengetahui tentang informasi, siapa yang menulis surat lamaran (the applicant), pihak yang dituju serta alamatnya.

Selanjutnya, jika ingin mengetahui informasi terkait bagaimana pelamar mendapatkan informasi tentang lowongan pekerjaan, posisi yang akan diisi, dan alasan melamar pekerjaan di perusahaan (The purpose of the letter).

Perhatikan paragraf pembuka surat di bawah ini.

I was so excited when my former coworker, **Jay Lopez, told me about your opening for an administrative assistant in your Portland offices.** A long-time Veggies to Go customer and an experienced admin, I would love to help the company **achieve its mission of making healthy produce as available as takeout.**

Jelas bahwa pelamar mengetahui informasi ini dengan tepat.

Great! Anda luar biasa mampu menemukan informasi dalam paragraph pembuka. Sekarang jika kita ingin mengetahui tentang kualifikasi, pengalaman dan pendidikan yang dimiliki oleh pelamar, mari perhatikan paragraph 2 dan 3. Namun ada hal penting yang harus kita ketahui yaitu kata kata kunci terkait kualifikasi seseorang. Coba kerjakan latihan di bawah ini.

Practice : Match the types of skills and the suitable profession.

Project Manager Accounting	Teacher Customer Service
---	---

Key Skills	Profession
<ul style="list-style-type: none"> • Self motivated • Initiative with a high level of energy. • Strong verbal and personal communication skills. • Decision making, critical thinking, organizing and planning • Tolerant and flexible to different situations. 	
<ul style="list-style-type: none"> • An experienced team leader with the ability to initiate/manage cross-functional teams and multi-disciplinary projects. 	

<ul style="list-style-type: none"> • Critical thinking, decision-making and problem solving skills. • Planning and organizing. • Excellence Personal Communication skills. 	
<ul style="list-style-type: none"> • Strong communication skills • Problem analysis and problem solving • Organizational skills and customer service orientation • Adaptability and ability to work under pressure • Initiator 	
<ul style="list-style-type: none"> • Analytical thinking, planning. • Accuracy and Attention to details. • Organization and prioritization skills. • Problem analysis, use of judgment and ability to solve problems efficiently. 	

Sekarang bandingkan dengan jawaban di bawah ini:

Key Skills	Profession
<ul style="list-style-type: none"> • Self motivated • Initiative with a high level of energy. • Strong verbal and personal communication skills. • Decision making, critical thinking, organizing and planning • Tolerant and flexible to different situations. 	Teacher
<ul style="list-style-type: none"> • An experienced team leader with the ability to initiate/manage cross-functional teams and multi-disciplinary projects. • Critical thinking, decision-making and problem solving skills. • Planning and organizing. • Excellence Personal Communication skills. 	Project Manager
<ul style="list-style-type: none"> • Strong communication skills • Problem analysis and problem solving • Organizational skills and customer service orientation • Adaptability and ability to work under pressure • Initiator 	Customer Care
<ul style="list-style-type: none"> • Analytical thinking, planning. • Accuracy and Attention to details. • Organization and prioritization skills. • Problem analysis, use of judgment and ability to solve problems efficiently. 	Accounting

Perhatikan paragraf di bawah ini terkait informasi pengalaman yang dimiliki serta keahlian yang dimiliki pelamar.

I've worked for small companies for my entire career, and I relish the opportunity to wear many hats and work with the team to succeed. In my latest role as an administrative assistant at Beauty Corp, I saved my employer thousands of dollars in temp workers by implementing a self-scheduling system for the customer service reps that cut down on canceled shifts. I also learned web design, time sheet coding, and perfected my Excel skills.

Tentunya kalimat yang dicetak tebal mengarahkan kita untuk mengetahui kelebihan, pengalaman dan keahlian pelamar.
Nah, bagaimana kita ingin mengetahui informasi terkait korespondensi dan tindak lanjut maka fokus paragraf terakhir.

I can be reached anytime via email at john.donaldson@emailexample.com or by cell phone, 909-555-5555.
Thank you for your time and consideration. I look forward to speaking with you about this employment opportunity.



IMPORTANT

- **First paragraph:** Why you are writing. This is "the grab," your chance to grasp your reader by the collar and get their attention. Offer some specific, focused information regarding the job you're seeking and a few core strengths that demonstrate your suitability for the position.
- **Second paragraph:** What you have to offer the employer. This is your hook where you highlight examples of the work performed and achieved results. Draw on your key competencies from your resume, although don't copy it word for word. Bullet points in this paragraph are extremely effective in drawing your reader's eye to your successes.
- **Third paragraph:** Your knowledge of the company. Show that you did your research and know something about the business and how you can contribute to its mission.
- **Fourth paragraph:** Your closing. Summarize what you would bring to the position and suggest next steps by requesting a meeting or suggesting a call.

Selamat, jika mengalami kesulitan baca dan pelajari kembali materi materi pembelajaran sebelumnya.

C. Rangkuman

Informasi dalam surat lamaran kerja :

The heading, which includes your name and contact information.

A **greeting**, addressed to a specific person, if possible.

The **introduction**, which should include why the applicant is writing.

The **body**, which discusses your relevant qualifications.

The **close**, which thanks the reader and provides contact information and follow-up details.

D. Latihan Soal

Read the application letter below. Then, write down the information in the box below on your note book.

Elizabeth Johnson
12 Jones Street, Portland, Maine 04101 · 555-555-5555 ·
elizabethjohnson@email.com

August 11, 2020

Mark Smith
Manager, Human Resources
Veggies to Go
238 Maine Street
Portland, Maine 04101

Dear Mr. Smith,

I was so excited when my former coworker, Jay Lopez, told me about your opening for an administrative assistant in your Portland offices. A long-time Veggies to Go customer and an experienced admin, I would love to help the company achieve its mission of making healthy produce as available as takeout.

I've worked for small companies for my entire career, and I relish the opportunity to wear many hats and work with the team to succeed. In my latest role as an administrative assistant at Beauty Corp, I saved my employer thousands of dollars in temp workers by implementing a self-scheduling system for the customer service reps that cut down on canceled shifts. I also learned web design, time sheet coding, and perfected my Excel skills.

I've attached my resume for your consideration and hope to speak with you soon about your needs for the role.

Sincerely,

Elizabeth Johnson (signature hard copy letter)

Elizabeth Johnson

Generic Structure	The information
The heading	
The address	
A greeting	
The Introduction	
The body	
The Close	
The signature	

E. Penilaian Diri

Di akhir kegiatan pembelajaran 2, silahkan Anda mengukur sejauh mana keberhasilan Anda dalam mengikuti pembelajaran dengan menjawab pertanyaan yang Anda tulis di buku catatan masing masing.

NO.	KEGIATAN	YA/TIDAK/BELUM
1.	Saya berdoa sebelum dan sesudah membaca modul ini.	
2.	Saya mengerjakan soal dan latihan dengan jujur.	
3.	Saya mengetahui makna bagian awal surat	
4.	Saya mengetahui informasi bagian pendahuluan surat.	
5.	Saya mengetahui informasi dalam bagian penutup.	

KEGIATAN PEMBELAJARAN 3

Let's write it

A. Tujuan Pembelajaran

Setelah kegiatan pembelajaran 3 ini diharapkan:

1. Mampu memilih lowongan pekerjaan yang sesuai dengan data diri yang dimiliki.
2. Mampu menulis surat lamaran pekerjaan sesuai dengan struktur dan kaidah kebahasaan yang benar.

B. Uraian Materi

Mari kita berdoa semoga Anda semua mencapai cita-cita yang ingin diraih, mendapatkan pekerjaan yang sesuai dengan apa yang diperjuangkan. Amiin. Setelah Anda berlatih pada kegiatan pembelajaran 1 dan 2, sekarang saatnya Anda berlatih menyusun surat lamaran pekerjaan yang mampu meyakinkan perusahaan untuk menerima lamaran Anda.

Apa yang harus dilakukan pertama kali? Benar. Pelajari lowongan pekerjaan yang tersedia.

Practice 1 : Look at closely three job vacancies provided below. Then, find out information related to the company, the address, the position offers, requirements needed, and how to correspondence.

Text 1.

ANIMATION

TATSUMI Spirited Away KONGU GARDEN OF EARTHLY DELIGHTS OCTONAUTS Peter Rabbit Ella the Elephant

INFINITE STUDIOS
Infinite Studios, an integrated media entertainment & creative services company dedicated to the production of film, TV & new media content.

CURRENTLY RECRUITMENT FOR

URGENTLY NEEDED

- **STORYBOARD ARTIST**
- **3D MODELER & TEXTURE ARTIST**
- **RIGGER**
- **3D ANIMATOR**

END OF JUNE 2014

Send your application, CV to :
ifwcareer@frameworks-studios.com

For more information please check our website:
www.kinema.frameworks-studios.com

Contact Person:
Dian Febrika 081364542696

INFINITE studios

PT KINEMA SYSTRANS MULTIMEDIA
Jl. Hang Lekiu KM 2, Teluk Mata Ikan
Nongsa Batam, 29465
Tlp. 0778-761452 Fax. 0778-761044

Sumber : <https://www.polibatam.ac.id/job-vacancies-in-infinite-studios/>
Text 2.

We're looking for people like you.
Exciting new careers start every day at Dell.
One of them can be yours.

DELL

URGENT VACANCY as TELESALLES
Work Location : PENANG, MALAYSIA

Job Description :

- Promote and Sell DELL services and products
- Maintain customer
- Customer services handling by phone

Requirements :

- Bachelor Degree from any major
- Age 23 - 30 years old
- Have IT knowledge
- Have selling skill & interest in selling
- Able to work in call center system
- Willing to work under 2 years contract
- 1 Year experience is an advantage
- Good in english, mandarin is optional

Benefit :

Attractive salary & relocation expenses coverage

Please send your CV + recent photo to :
farrah@binus.edu (DELL) before June 11th 2011 and
please inform our available time for interview

Sumber : <http://www.binusian.org/alumni/NewsDetail.aspx?id=121>

Text 3

JOB VACANCIES

PT. SENKANG IT

An Indonesian business computer, requires a qualified **OPERATING MANAGER**. The following qualification are required

- Indonesia Citizen
- University degree (S1 – Computer Engineering)
- Able to operate computer
- Good understanding of English
- Not more than 25 years old
- Willing to take tests (Interview and practice test)

Candidates who meet the qualifications are encouraged to

email their Cvs to :admin@sit.org
 or via post to P.O BOX Jl. Bajo, Sengkang 90916
 Applications should reach us before Februari 15, 2014

Sumber : <https://id.pinterest.com/pin/736268239057847605/>

Information	Text 1	Text 2	Text 3
Company	Infinite Studios (PT. Kinema Sistran Multi Media)		
Address	Jl Hang Lekiu Km. 2, Batam. Indonesia		
Position Offers	Story Board Artist, 3 Modeller, Rigger and 3 D Animator.		
Qualification Needed	Find on their website. (www.kinema.framework.studios.com)		
Further Correspondence	Website and email.		

Look closely the CV provided below related to the applicant. Then use for an example of the application letter.

Text 4




Sumber : https://id.pinterest.com/pin/347129083751554543/?nic_v2=1a5LMNL87

Now, write down on your own note books related to the text 2 and 3. Jangan lupa perhatikan contoh CV atau resume pelamar.

Great ! Anda sudah mampu mengidentifikasi informasi yang dibutuhkan saat akan menulis surat lamaran pekerjaan. Selanjutnya apa yang dilakukan?

Perhatikan langkah-langkah di bawahini.

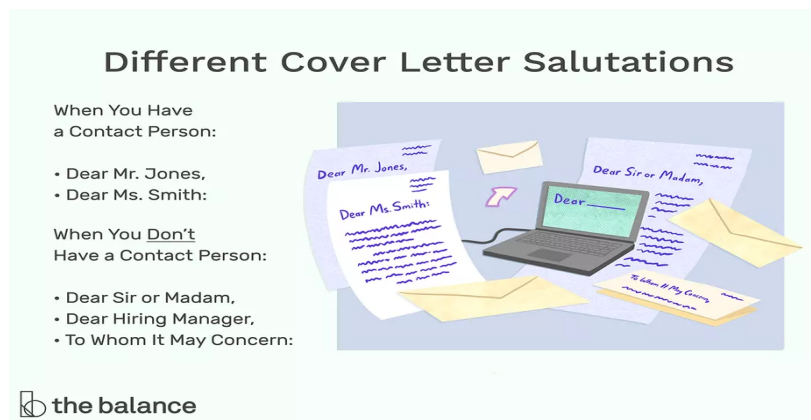
1) Start the Cover Letter with a Header



Here, you want to include all essential information, including:

- Full Name
- Phone Number
- Email
- Date
- Name of the hiring manager / their professional title
- Name of the company you are applying to

2) Make salutations



3) Write an Attention-Grabbing Introduction

Start off with **2-3 of your top achievements** to really grab the reader's attention. Preferably, the achievements should be as relevant as possible to the position.

4) Explain why you're the perfect person for the job and fit to the company.

You need to learn what the most important requirements for the role are. So, open up the job ad and **identify which of the responsibilities are the most critical.**

5) Use the right formal closing



REMEMBER

Top Tips for writing

1. Begin and end the letter appropriately.
 - Beginning: Dear Sir or Madam with no name - Closing: Yours faithfully
 - Beginning: Dear Mr / Mrs / Ms + surname - Closing: Yours sincerely
2. Give a clear reason for writing.
 - I am writing with regard to ... / to enquire about ... / to apply for ... / to express interest in ...
3. Use linking words to join similar ideas into paragraphs.
4. Include a summary comment near the end of your letter.
 - I hope you will find this information useful.
 - I would be very grateful for your assistance in this matter.
5. Close your letter with a set phrase.
 - I look forward to hearing from you.

C. Rangkuman

Dalam menyusun surat lamaran pekerjaan perlu memperhatikan beberapa hal pokok seperti contoh di bawah ini :

Your name
Your address
Your email address
Your phone number

<p>Date</p> <p>Name of hiring manager or supervisor</p> <p>Title of hiring manager or supervisor</p> <p>Company name</p> <p>Company address</p> <p>Salutation [Dear Mr./Ms.],</p> <p>Outline where you saw the job posting and express your interest in working in this role.</p> <p>Discuss some of your qualifications that would make you a good fit for the job.</p> <p>Describe your past experience in a way that emphasizes your personality and skills, while also showcasing how you align with the goals of the company.</p> <p>Express your appreciation to the hiring manager for reviewing your letter. Include any follow-up information, if applicable.</p> <p>Closing [Sincerely, Best]</p> <p>Your signature</p> <p>Your name (printed)</p>

D. Penugasan Mandiri

Coba Anda baca kembali text 2 dan text 3 dalam modu lini, kemudian bayangkan Anda adalah calon pelamar yang akan melamar pekerjaan pada posisi yang cocok dengan latar belakang Anda. Buatlah CV seperti contoh (teks 4) tuliskan pada buku catatan masing masing. Diskusikan dengan rekan atau kelompok belajar terdekat.

E. Latihan Soal

Arrange the following jumbled letter into a correct order!

5 North Street San Francisco, CA, 94102	October 17th, 2020
Michael Dunn	Kate West Comfort Transportation Company 12 North Street San Francisco, CA, 94102
Dear Mr. West:	Sincerely yours,
I thank you very much for considering me for this post. Should you need to contact me, you can do so by calling or emailing me at the number or email address in my attached resume.	

I am aware of the driver position advertised in today's local newspapers. Therefore, I would like to put forward my application for the position.

I have proper driving license and have been working as a bus driver for ten years in Miami. I am reliable and trustworthy employee and am ready to work long hours. I am punctual and capable of driving safely and carefully under any circumstances.

I am confident that I could do very well in your company as I usually did in my former employer.

Apakah Anda sudah mampu menyusun surat lamaran pekerjaan dengan benar?

Congratulation!

Silahkan bandingkan dengan jawaban di bawahini !

Michael Dunn
5 North Street
San Francisco, CA, 94102

October 17th, 2020

Kate West
Comfort Transportation Company
12 North Street
San Francisco, CA, 94102

Dear Mr. West:

I am aware of the driver **position** advertised **in today's local newspapers**. Therefore, I **would like to put forward** my application for the position.

I have proper driving license and have been working as a bus driver for ten years in Miami. I am reliable and trustworthy employee and am ready to work long hours. I am punctual and capable of driving safely and carefully under any circumstances. I am confident that I could do very well in your company as I usually did in my former employer.

I thank you very much for considering me for this post. Should you need to contact me, you can do so by calling or emailing me at the number or email address in my attached resume.

Sincerely yours,

Michael Dunn

F. PenilaianDiri

Di akhir kegiatan pembelajaran 2, silahkan Anda mengukur sejauh mana keberhasilan Anda mengikuti pembelajaran dengan menjawab pertanyaan yang Anda tulis di buku catatan masing masing.

NO.	KEGIATAN	YA/TIDAK/BELUM
1.	Saya berdoa sebelum dan sesudah membaca modul ini.	
2.	Saya mengerjakan soal dan latihan dengan jujur.	
3.	Saya mampu menulis bagian header	
4.	Saya mampu menuliskan tujuan penulisan surat	
5.	Saya mampu menuliskan isi surat secara jelas dan runut.	
6	Saya mampu menuliskan menutup surat dengan benar	

EVALUASI

Petunjuk Umum

1. Tulis nomor dan nama anda pada lembar jawaban.
2. Periksa dan bacalah soal-soal dengan teliti sebelum anda menjawab.
3. Dahulukan menjawab soal yang dianggap mudah.
4. Kerjakan pada lembar jawaban yang disediakan.
5. Penggunaan kamus tidak diperbolehkan.
6. Periksalah pekerjaan anda sebelum diserahkan kepada guru pamong.

Petunjuk Khusus

- 1) Pilihlah salah satu jawaban yang paling tepat dengan menghitamkan pada salah satu huruf A, B, C, D atau E dilembar jawaban.
- 2) Untuk membetulkan jawaban, hapuslah dengan karet penghapus sampai bersih kemudian hitamkan jawaban yang benar.

Part 1. Soal Uraian

Write an application letter based on the job vacancy and resume given. Choose on of the job vacancies that is suitable with the resume (CV)

Soal 1-7 pilih respons yang tepat

Yogyakarta Job Fair 2015

JOB FOR CAREER

October 6th – 9th, 2015
From 10 a.m. till 8 p.m.
At JEC hall center

Participant:
PT. INDO JAYA, PT. MAKMUR ABADI, PT. LINTANG RAYA
PT. INTAN MAKMUR, and many others.

Requirements: - Curriculum Vitae
- Bachelor degree at any majors
- max. 33 years old

Further information: (0274) 333 4444

**WALK-IN INTERVIEW
PT. MANDIRI JAYA INDO**

PT. Mandiri Jaya Indo, a reputed financing company,
looking for a qualified full time workers to fill the following position:

Marketing Manager (MM)

Requirements:

- Bachelor degree
- Active and passive English
- Good in communication
- Team player
- Computer literate
- 2 years of experience (minimum)

Bring your CV for the interested candidate at walk-in interview at:

Monday, November 16, 2015 at 8 a.m.
Place: PT. Mandiri Jaya Indo, Jl. Sudirman 56, Surabaya.

CURRICULUM VITAE	
Ilham Saputra	
PERSONAL INFORMATION	
Name	: Ilham Saputra
Place / date of birth	: Bogor, 23 August 1985
Nationality	: Indonesian
Sex	: Male
ADDRESS	
Address	: Walet Street No. 13 Tanah Sareal, Bogor. West Java
Phone number	: 081890909090
Email	: ilhamsaputra@gmail.com
EDUCATION	
2003 - 2007, University of Indonesia, Majoring Management	
PERSONAL INTERESTS	
Reading books, sport, organization	
WORKING EXPERIENCE	

2010 – 2012 HRD at PT. Gas Negara 2008 – 2013 Supervisor at Ramayana Dept. Store
SKILLS
Active in English Computer Literate Working in Team Communicative Good at managing

Part 2

Answer the following questions.

The text below is for question number 1 - 3

**WALK-IN INTERVIEW
PT. MANDIRI JAYA INDO**

PT. Mandiri Jaya Indo, a reputed financing company,
looking for a qualified full time workers to fill the following position:

Marketing Manager (MM)

Requirements:

- Bachelor degree
- Active and passive English
- Good in communication
- Team player
- Computer literate
- 2 years of experience (minimum)

Bring your CV for the interested candidate at walk-in interview at:

Monday, November 16, 2015 at 8 a.m.
Place: PT. Mandiri Jaya Indo, Jl. Sudirman 56, Surabaya.

1. The characteristics of Job Vacancy is the following, except :
 - A. Using short sentence;
 - B. Giving detail information
 - C. Using colourful image
 - D. Using simple language
 - E. Using understandable language
2. Which is the incorrect statement
 - A. The applicant must be able to operate computer
 - B. The applicant must be able communicate using English
 - C. The applicant should be fresh graduate.
 - D. The applicant msut bring CV as walk in interview
 - E. The company's profile is about financing.
3. The word of requiremnets has closest meaning to ...
 - A. Academic degree
 - B. Applicant's experiences

- C. Company's profiles
- D. Applicant's qualifications
- E. Skills

Text 2 is for no 4 – 8

Joseph Q. Applicant
123 Main Street, Anytown, CA 12345 · 555-212-1234 ·
josephq@email.com

July 20, 2020

Jane Smith
Director, Human Resources
Fit Living
123 Business Rd.
Business City, CA 54321

Dear Ms. Smith,

I'm writing to apply for the position of Social Media Manager for Fit Living, as advertised on your website careers page. I have three years of experience as a Social Media Assistant for Young Living, and I believe I am ready to move up to the manager position.

In your job posting, you mention that you want to hire a Social Media Manager who understands Internet and social media trends. During my time at Young Living, I was given the responsibility of increasing follower numbers on Instagram. I explained to my manager that I would be happy to do so, and that I would also work hard to increase follower participation, because engagement has become an important metric.

Within six months, I increased our followers by over 50% and increased engagement by 400%. I'm very proud of that accomplishment. Currently, I'm working to build a following with the best influencers in our niche.

When I saw the job opening, I knew it was the perfect opportunity to offer you both my social media marketing skills and people skills. I've included my resume so you can learn more about my educational background and all of my work experience. Thank you for your time and consideration.

Please feel free to email me atjosephq@email.com or call my cell phone at 555-555-5555. I hope to hear from you soon.

Sincerely,

Joseph Q. Applicant (signature hard copy letter)

Joseph Q. Applicant

4. How can the applicant get information about job vacancy? He may get from...
- A. Television
 - B. Newspaper
 - C. Magazine
 - D. Social Media

- E. Website
5. What qualification does the company search most?
 - A. Person who is able to operate computer
 - B. Person who understand the millennial things.
 - C. Person who is expert in using internet
 - D. Person who is good at internet and social media
 - E. Person who can able to become a trend setter for social media
 6. Based on the text above, the following statement is correct related to the applicant characters.
 - A. The applicant looks so ambitious
 - B. The applicant is so ignorant with society.
 - C. The applicant has strong confidence.
 - D. The applicant is impolite
 - E. The applicant has shown responsibility.
 7. The biggest factor that could motivate the applicant to try this job position is...
 - A. He has the experience
 - B. He has good academic background supporting his job
 - C. He has a strong connection with this company environment.
 - D. He has good achievement related to the same field the company searches for.
 - E. He knows what to do in his job better.
 8. I **increased** our followers by over 50%.... the word of increase has the same meaning with ...
 - A. making different
 - B. making stronger
 - C. making smaller
 - D. making bigger in numbers
 - E. making double in numbers

This text is for number 9 and 10. Complete the text with suitable words

In my previous role as a Facebook Marketing Expert at XYZ Inc. I9.....customer acquisition through ads, managing a monthly Facebook ad budget of \$20,000+. As the sole digital marketer at the company, I managed the ad creation & management process end-to-end. Meaning, I created the ad copy, images, picked the targeting, ran optimization trials, and so on. I really admire how Company XYZ thrives for excellence for all its.....10....lines, creating market-leading tech. As someone that has qualification and skills, I truly believe that I and Company XYZ will be a great match

9. The best word is suitable is...
 - A. Spoke
 - B. Managed
 - C. Handled
 - D. Talked
 - E. Served
10. The suitable word is...

- A. Workers
- B. Sellings
- C. Machines
- D. Fabrics
- E. Products

RUBRIK DAN KUNCI JAWABAN

DAFTAR CEK LIST SURAT LAMARAN PEKERJAAN	
1)	<p>Does your cover letter heading include all essential information?</p> <ul style="list-style-type: none"> • Full Name • Professional email • Phone Number • Date • Relevant Social Media Profiles
2)	<p>Do you address the right person? I.e. hiring manager in the company / your future direct supervisor</p>
3)	<p>Does your introductory paragraph grab the reader's attention?</p> <ul style="list-style-type: none"> • Did you mention 2-3 of your top achievements? • Did you use numbers and facts to back up your experience?
4)	<p>Do you successfully convey that you're the right pro for the job?</p> <ul style="list-style-type: none"> • Did you identify the core requirements? • Did you successfully convey how your experiences help you fit the requirements perfectly?
5)	<p>Do you convince the hiring manager that you're passionate about the company you're applying to?</p> <ul style="list-style-type: none"> • Did you identify the top 3 things that you like about the company? • Did you avoid generic reasons for explaining your interest in the company?
6)	<p>Did you finalize the conclusion with a call to action?</p>
7)	<p>Did you use the right formal closure for the cover letter? Need some inspiration? Read on to learn about some of the best cover letter examples we've seen (for different fields).</p>

KUNCI JAWABAN

NO	KunciJawaban	NO	KunciJawaban
1	C	6	C
2	C	7	D
3	D	8	D
4	E	9	C
5	D	10	E

Jawaban benar diberikan skor 1, jika salah diberikan skor 0

Nilai = Jumlah skor benar X 100

DAFTAR PUSTAKA

https://learnenglishteens.britishcouncil.org/sites/teens/files/a_cover_letter_-_exercises.pdf
<https://quipper.com/>
<https://www.polibatam.ac.id/wp-content/uploads/2014/05/Job-Vacancy-Infinite-Studios.jpg>
<https://www.indeed.com/career-advice/finding-a-job/how-to-write-an-application-letter-for-a-job>
<http://britishcourse.com/analytical-exposition-text-materi-dan-contoh.php>
<https://noveresume.com>
<https://www.thebalancecareers.com/how-to-write-a-job-application-letter-2061569>
https://id.pinterest.com/pin/347129083751554543/?nic_v2=1a5LMNL87
<https://id.pinterest.com/pin/736268239057847605/>
<https://www.polibatam.ac.id/job-vacancies-in-infinite-studios/>



KEMENTERIAN PENDIDIKAN DAN KEBUDAYAAN
DIREKTORAT JENDERAL PENDIDIKAN ANAK USIA DINI,
PENDIDIKAN DASAR DAN PENDIDIKAN MENENGAH
DIREKTORAT SEKOLAH MENENGAH ATAS
2020



Modul Pembelajaran SMA Bahasa Inggris



KELAS
XII



**CAPTION / TEKS PENYERTA GAMBAR
BAHASA INGGRIS XII**

**PENYUSUN
Dra. YENNY SUKHRIANI MS.Ed
SMAN 70 JAKARTA**

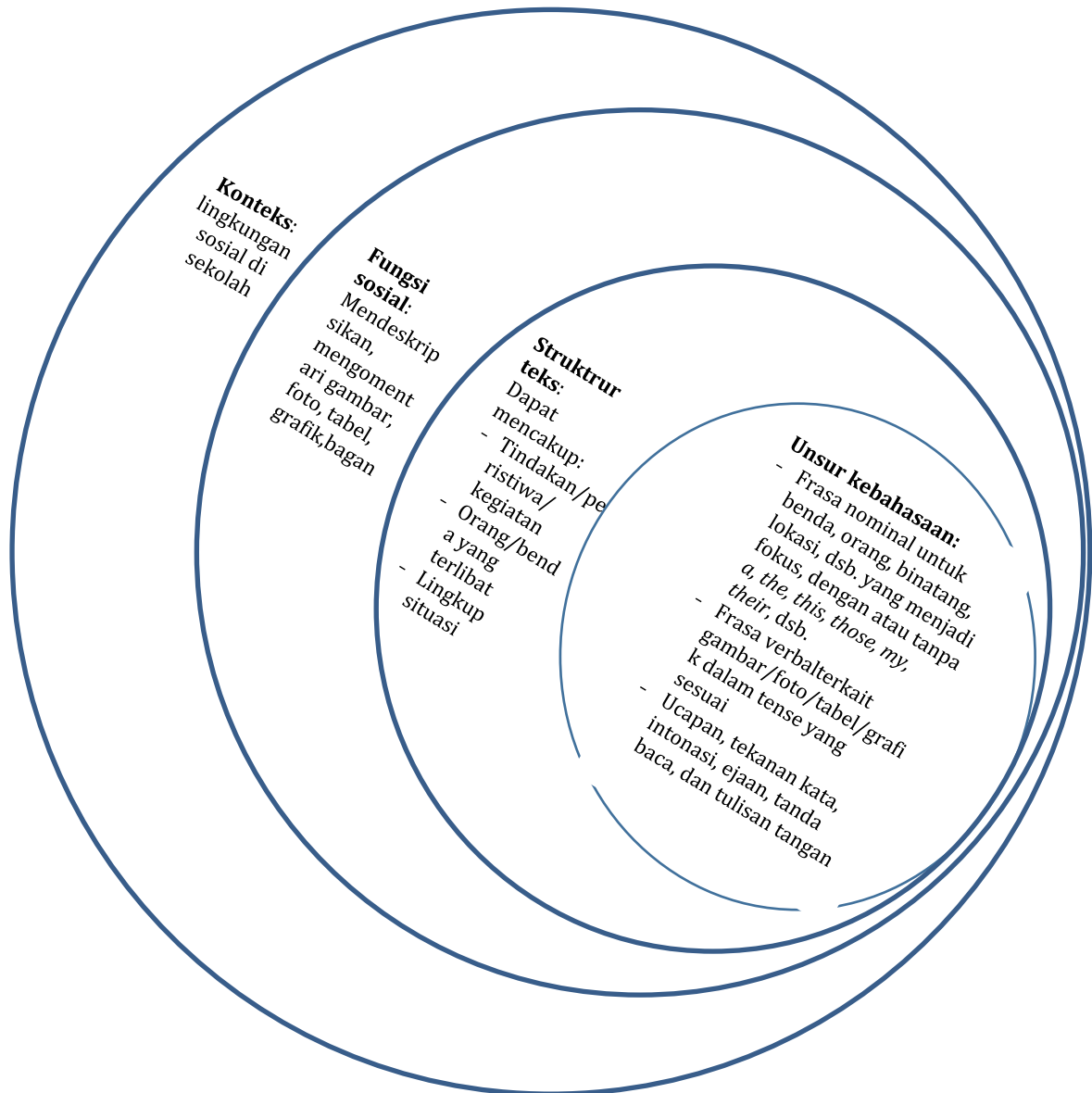
DAFTAR ISI

PENYUSUN	2
DAFTAR ISI	3
GLOSARIUM	4
PETA KONSEP	5
PENDAHULUAN	6
A. Identitas Modul	6
B. Kompetensi Dasar	6
C. Deskripsi Singkat Materi	6
D. Petunjuk Penggunaan Modul	6
E. Materi Pembelajaran	7
KEGIATAN PEMBELAJARAN 1: LET'S READ	8
A. Tujuan Pembelajaran	8
B. Uraian Materi	8
C. Rangkuman	11
D. Tugas Mandiri	11
E. Soal Latihan	12
F. Penilaian Diri	14
KEGIATAN PEMBELAJARAN 2: LET'S WRITE	15
A. Tujuan Pembelajaran	15
B. Uraian Materi	15
C. Rangkuman	16
D. Latihan Soal	17
E. Penilaian Diri	17
EVALUASI	18
A. Multiple Choice	18
B. Essay	20
KUNCI JAWABAN	22
DAFTAR PUSTAKA	23

GLOSARIUM

caption	:	Teks penyerta gambar/grafik/bagan
trial	:	ujicoba
connect	:	menghubungkan
<i>consult</i>	:	Mencek/memastikan
notebook	:	Buku catatan
MRT	:	Mass Traffic Transportation
array	:	Koleksi/kumpulan
publish	:	mempublikasi
Noun Phrase	:	Frasa nomina
Similarities	:	persamaan
differences	:	perbedaan

PETA KONSEP



PENDAHULUAN

A. Identitas Modul

Mata Pelajaran	: BAHASA INGGRIS
Kelas	: XII
Alokasi Waktu	: 6 JP
Judul Modul	: CAPTION / Teks Penyerta

B. Kompetensi Dasar

- 3.3 Membedakan fungsi sosial, struktur teks, dan unsur kebahasaan beberapa teks khusus dalam bentuk teks *caption*, dengan memberi dan meminta informasi terkait gambar/foto/tabel/grafik/bagan, sesuai dengan konteks penggunaannya
- 4.3 Teks penyerta gambar (*caption*)
- 4.3.1 Menangkap *makna* secara kontekstual terkait fungsi sosial, struktur teks, dan unsur kebahasaan teks khusus dalam bentuk *caption* terkait gambar/foto/tabel/grafik/bagan
- 4.3.2 Menyusun teks khusus dalam bentuk teks *caption* terkait gambar/foto/tabel/grafik/bagan, dengan memperhatikan fungsi sosial, struktur teks, dan unsur kebahasaan, secara benar dan sesuai konteks

C. Deskripsi Singkat Materi

Anda tentu pernah membaca koran baik yang cetak maupun online, bukan? Coba Anda perhatikan cuplikan berita koran berikut. “*Would you like to come to my birthday party?*” dan “*Let’s have a dinner tonight!*”. Kapan ungkapan-ungkapan tersebut digunakan? Tepat sekali. Kedua ungkapan tersebut biasa digunakan untuk mengajak atau mengundang.

Pada modul ini Anda akan diajak berlatih untuk mampu **meminta dan memberi informasi** terkait teks *caption* dari gambar/foto/tabel/grafik/bagan. Untuk mencapai Kompetensi Dasar (KD) ini Anda perlu membaca banyak model teks *caption* terkait gambar/foto/tabel/grafik/bagan, serta menjawab pertanyaan dalam bentuk latihan terstruktur, dan kemudian membiasakan diri untuk membaca dan menulis teks *caption* terkait gambar/foto/tabel/grafik/bagan dalam kehidupan sehari-hari di lingkungan Anda. Untuk mengetahui kemajuan belajar Anda, perlu dilakukan penilaian otentik antara lain unjuk kerja dalam bentuk esei untuk kemudian dikumpulkan dalam portofolio masing-masing.

D. Petunjuk Penggunaan Modul

Modul ini dibagi menjadi 2 bagian yaitu:

- Kegiatan belajar (Learning Activity) 1. Let’s Read
- Kegiatan Belajar (Learning Activity) 2. Let’s Write

Untuk memudahkan Anda mempelajari modul ini perhatikanlah hal-hal berikut.

- Bacalah modul Anda dengan cermat
- Kerjakan setiap latihan sesuai dengan petunjuk
- Pelajarilah penjelasan dengan cermat.
- Jika menemukan kesulitan dalam menyelesaikan tugas berkonsultasilah dengan guru Anda.
- Gunakan kamus jika diperlukan.

E. Materi Pembelajaran

Modul ini terbagi menjadi **2** kegiatan pembelajaran dan di dalamnya terdapat uraian materi, contoh soal, soal latihan dan soal evaluasi.

1. Fungsi sosial

Mendeskripsikan, mengomentari gambar, foto, tabel, grafik, bagan

2. Struktur text

Dapat mencakup

- Tindakan/peristiwa/ kegiatan
- Orang/benda yang terlibat
- Lingkup situasi

3. Unsur kebahasaan

- Frasa nominal untuk benda, orang, binatang, lokasi, dsb. yang menjadi fokus, dengan atau tanpa *a, the, this, those, my, their*, dsb.
- Frasa verbalterkait gambar/foto/tabel/grafik dalam tense yang sesuai
- Ucapan, tekanan kata, intonasi, ejaan, tanda baca, dan tulisan tangan

4. Topik

Kegiatan, peristiwa, data, fakta aktual dari koranyang dapat menumbuhkan perilaku yang termuat dari Kompetensi Inti.

KEGIATAN PEMBELAJARAN 1: LET'S READ

A. Tujuan Pembelajaran

Setelah mempelajari modul yang berjudul *Caption* terutama Kegiatan Pembelajaran 1 ini, Anda akan mampu:

1. menganalisis fungsi sosial teks penyerta (*caption*) dari gambar / grafik / bagan terkait tujuan dan topik.
2. menganalisis struktur teks teks penyerta (*caption*) dari gambar/grafik / bagan terkait konten dan penulis.
3. menganalisis unsur kebahasaan teks penyerta (*caption*) dari gambar/grafik / bagan terkait penggunaan verb be, infinitive verb, dan pronoun .
4. membedakan beberapa *captions* terkait fungsi sosial, struktur teks, dan unsur kebahasaan.
5. menangkap makna teks *captions* terkait fungsi sosial, struktur teks, dan unsur kebahasaan.

B. Uraian Materi

Ketika kita membaca koran baik cetak maupun elektronik tentu pertama kali yang perhatian kita adalah gambar yang disajikan. Pembaca akan mencari tahu tentang gambar itu dengan membaca teks yang diberikan pada bagaian gambar tersebut. Kita akan mengetahui kejadian pada gambar melalui teks tersebut. Jadi sangat penting memberikan teks penyerta gambar (*caption*) pada sebuah gambar yang dipublikasi. Mari berlatih memahami beberapa teks penyerta pada gambar (*caption*) berikut ini.

Practise 1:

Read out these two captions (text 1 and text 2) loudly and meaningfully and take a note on your notebook if you find some words that you do not understand. Then consult the dictionary.

Text 1



What a ride: Jakartans enjoy a trial run of the first phase of the Jakarta MRT, which connects Lebak Bulus in South Jakarta to the Hotel Indonesia traffic circle in Central Jakarta, on Tuesday. City-owned PT MRT Jakarta is carrying out a free trial of its new service until March 24, aiming to attract 285,000 passengers. (The Jakarta Post/Wendra Ajistyatama)

Text 2



In this Sept. 20, 2018 photo, 5th grade teacher Heather Dalton, center, works with students Julian Ryno, left, and Ma'Kenley Burns, doing math problems on the Dream Box system at Charles Barnum Elementary School in Groton, Conn. A wide array of apps, websites and software used in schools borrow elements from video games to help teachers connect with students living technology-infused lives. —AP Photo/Michael Melia

Bagaimana, pahamkah Anda dengan teks *caption* yang Anda baca tadi. *Good job*. Mudah-mudahan memahami teks *caption* dari gambar karena kita bisa menebaknya berdasarkan gambar yang diberikan selain itu kalimat yang digunakan adalah kalimat fakta.

Contoh:

1. *Jakartans enjoy a trial run of the first phase of the Jakarta MRT.*
2. *City-owned PT MRT Jakarta is carrying out a free trial of its new service until March 24.*
3. *In this Sept. 20, 2018 photo, 5th grade teacher Heather Dalton, center, works with students Julian Ryno, left, and Ma'Kenley Burns*

Perhatikan tiga kalimat yang dikutip dari teks tadi. Ketiga kalimat tersebut merupakan kalimat fakta, bukan? Anda betul sekali, biasa kita menyebutnya kalimat present. Nah sekarang, silahkan dibaca kedua teks *caption* tadi kemudian kerjakan latihan berikut.

Practise 2:

Read these two captions (text 1 and text 2) one more time. Then answer the following questions for each text. Write your answer with a complete answer on your notebook.

1. What is the text about?
2. Who are in the picture?
3. What do they do based on the picture?
4. Where did the picture publish?
5. Why did the writer write this text?

Very good! Anda bisa menjawab pertanyaan tadi dengan tepat. Untuk lebih meyakinkan apakah jawaban Anda sudah tepat atau belum mari kita jawab pertanyaan tadi secara bersama-sama untuk text 1.

1. *What is the text about?*
 Pertanyaan ini biasanya untuk menanyakan topik dari suatu teks. Topik selalu ada pada kalimat utama, yang biasa terletak di kalimat awal. Maka kita akan kita bisa jawab ***The text is about a trial run of the first phase of the Jakarta MRT.***

2. *Who are in the picture?*
 Pertanyaan dimulai dengan kata “who” maka jawaban tentu terkait orang. Kita lihat gambar di sana ada banyak orang lalu kita baca teks. Di kalimat awal ada kata “Jakartans” ini adalah kata untuk mengatakan orang Jakarta. Sehingga bisa dijawab untuk pertanyaan kedua adalah ***Jakartans are in the picture.***

3. *What do they do based on the picture?*
 Pertanyaan dimulai dengan kata “what” dan menggunakan kata kerja “do” maka jawabannya merupakan aktivitas dalam gambar, kita bisa temukan juga pada kalimat pertama karena “they” merupakan kata ganti “Jakartans”. Jadi jawaban untuk pertanyaan no 3 ini adalah ***They enjoy a trial run of the first phase of the Jakarta MRT.***

4. *Where did the picture publish?*
 Pertanyaan dimulai dengan “where” maka jawabannya terkait tempat dipublikasikan atau medianya. Kita bisa lihat diakhir *caption* ada nama media dan penulis. Jawabannya adalah ***The picture is publish on The Jakarta Post.***

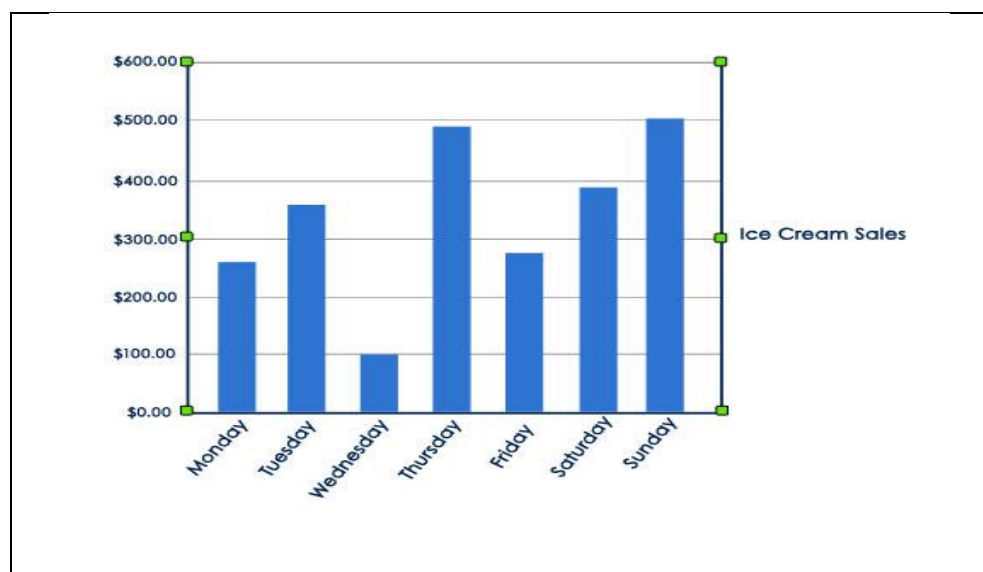
5. *Why did the writer write the text?*
 Pertanyaan dimulai dengan kata “why” jawaban yang diinginkan adalah alasan menuliskan teks. Maka kita bisa menjawab untuk mendeskripsikan gambar orang naik MRT. ***The writer wrote the text because he wanted to describe a picture of Jakartans enjoy a trial run of MRT.***

Nah, sekarang saatnya Anda mencocokkan jawaban Anda untuk text 2 saya yakin anda benar semua. Jika ada yang belum tepat, jangan putus asa. Silahkan dicoba lagi dengan memperbaiki jawaban Anda. Makin sering berlatih makin mahir Anda dalam bahasa Inggris, ***Practice makes perfect.***

Teks *caption* selain untuk gambar juga digunakan untuk mendeskripsikan grafik. Berikut ini ada sebuah grafik perhatikan *caption* pada grafik tersebut. Kemudian bandingkan dengan *caption* untuk gambar yang ada baca sebelumnya.

Practise 3 : Read this caption (text 3). Then answer the questions that follow. Write your answer with a complete answer on your notebook.

Text 3



Questions

1. What is the text about?
2. What data is given on the right?
3. What data is given on the bottom?
4. Whom might be interested to this data?
5. Why did the writer write this text?

Bagaimana jawaban Anda? *Good job!* Benar semua, itu artinya Anda sudah memahami bagaimana menangkap makna teks penyerta gambar/grafik yang Anda baca. Tetapi jika jawaban Anda masih ada yang salah, jangan putus asa. Baca sekali lagi teks – teks penyerta gambar atau grafik.

C. Rangkuman

<ol style="list-style-type: none"> 1. Fungsi sosial Mendeskripsikan, mengomentari gambar, foto, tabel, grafik, bagan 2. Struktur text Dapat mencakup Tindakan/peristiwa/ kegiatan Orang/benda yang terlibat Lingkup situasi 3. Unsur kebahasaan Frasa nominal untuk benda, orang, binatang, lokasi, dsb. yang menjadi fokus, dengan atau tanpa <i>a, the, this, those, my, their</i>, dsb. 4. Participle phrases Ucapan, tekanan kata, intonasi, ejaan, tanda baca, dan tulisan tangan 5. Topik Kegiatan, peristiwa, data, fakta aktual dari koran yang dapat menumbuhkan perilaku yang termuat dai KI

D. Tugas Mandiri

Carilah contoh contoh teks *caption* yang dapat ditemukan pada koran, majalah atau buku yang ada di sekitar Anda. Tuliskan isi caption tersebut.

Practice 4:

Individual work: Please write your conclusion after reading caption of the picture and graph by telling their similarities and the differences of the captions in the following grid.

Similarities	Differences

E. Soal Latihan

Practise 5:

Read these three captions (text 4, 5, and text 6). Then answer the questions that follow each text. Write your answer with a complete answer on your notebook.

Text 4

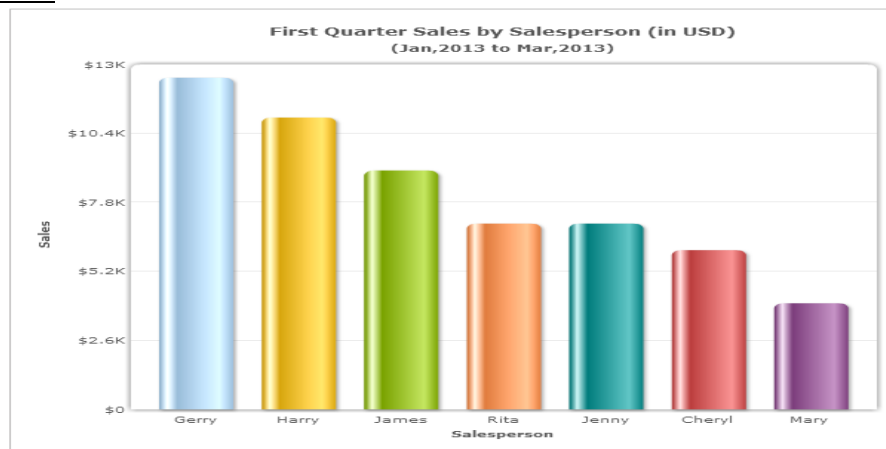


SMAN 70's birthday anniversary: The event is attended by the ministry of sports and the ministry of rural. The students are very enthusiast to take a picture with them. They are all happy.

Questions

1. What is the text about?
2. Who are in the picture?
3. What do they do based on the picture?
4. Where did the picture publish?
5. Why did the writer write theis text?

Text 5

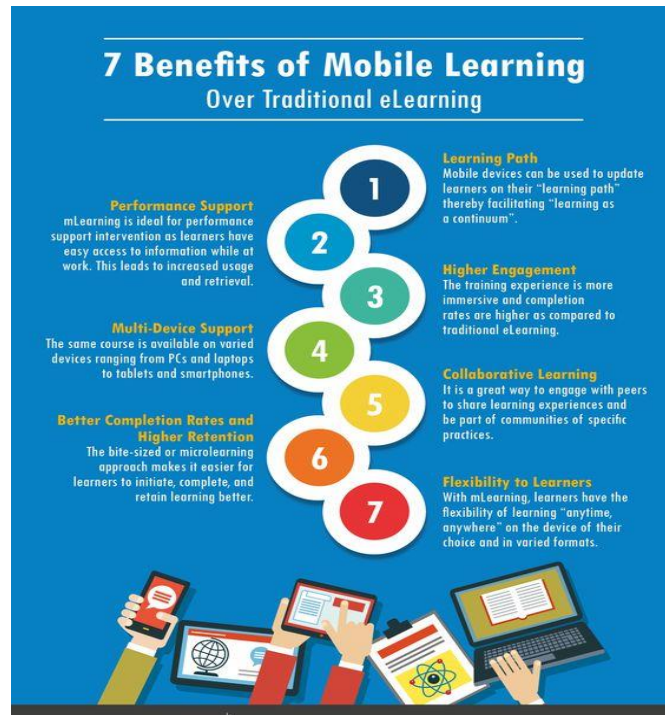


Questions

1. What is the text about?
2. What data is given on the right?

3. What data is given on the bottom?
4. Whom might be interested to this data?
5. Why did the writer write this text?

Text 6



Questions

1. What is the text about?
2. How many data is given on this text?
3. What is the benefit of reading text?
4. Whom might be interested to this data?
What is the purpose of this text?

Pembahasan Soal Text 4

1. *What is the text about?*
 Pertanyaan ini biasanya untuk menanyakan topik dari suatu teks. Topik selalu ada pada kalimat utama, yang biasa terletak di kalimat awal. Maka kita akan kita bisa jawab ***The text is about SMA 70 Anniversary***

2. *Who are in the picture?*
 Pertanyaan dimulai dengan kata “who” maka jawaban tentu terkait orang. Kita lihat gambar di sana ada banyak orang lalu kita baca teks. Di kalimat awal ada kata Ministry Sehingga bisa dijawab untuk pertanyaan kedua adalah ***Ministry of Rural and Ministry of Sports***

3. *What do they do based on the picture?*
 Pertanyaan dimulai dengan kata “what” dan menggunakan kata kerja “do” maka jawabannya merupakan aktivitas dalam gambar, this event is attended by. Jadi jawaban untuk pertanyaan no 3 ini adalah ***They attended SMA 70 anniversary.***

4. *Where did the picture publish?*
 Pertanyaan dimulai dengan “where” maka jawabannya terkait tempat dipublikasikan atau medianya. Kita bisa lihat diakhir *caption* ada nama media dan penulis. Jawabannya adalah ***The picture is publish on SMAN 70 news.***

5. *Why did the writer write the text?*
 Pertanyaan dimulai dengan kata “why” jawaban yang diinginkan adalah alasan menuliskan teks. ***The writer wrote the text because the students of SMAN 70 look so enthusiastic to meet the ministries.***

F. Penilaian Diri

No	Pernyataan	SS	S	TS	STS
1	Saya berdoa sebelum dan sesudah melakukan kegiatan belajar menggunakan modul ini.				
2	Saya belajar menggunakan modul ini secara terjadwal				
3	Saya mengerjakan modul ini sendiri tanpa bantuan orang lain				
4	Saya sudah memahami fungsi social, struktur teks serta unsur kebahasaan teks penyerta gambar (<i>caption</i>)				
5	Saya mampu menemukan makna dalam teks penyerta gambar (<i>caption</i>)				

KEGIATAN PEMBELAJARAN 2: LET'S WRITE

A. Tujuan Pembelajaran

Setelah mempelajari modul yang berjudul “**Caption**” terutama Kegiatan Pembelajaran 2 ini, Anda akan mampu:

1. merancang teks penyerta (*caption*) dari sebuah gambar/grafik/bagan.
2. menggunakan kata kerja be dan infinitive.
3. Menulis teks penyerta (*caption*) dari gambar/grafik/bagan

B. Uraian Materi

Setelah membaca beberapa teks caption dari gambar/grafik/bagan pada Learning activity 1, maka sekarang saatnya berlatih menuliskan caption pada beberapa gambar yang disediakan dan menuliskan 2 atau 3 kalimat

Practise 1:

Look at the pictures below. Then match the caption on the boxes with the picture. Write the caption beside each picture.



Wearing a hazmat suit, a member of a Transjakarta community holds up a sign with updated data on the number of COVID-19 cases in Jakarta to raise awareness on health protocols within the Harmoni bus shelter in Jakarta on July 17. (JP/Dhoni Setiawan)

A nurse takes a swab sample from a patient at the Tanah Abang district office in Central Jakarta on June 21. Swab tests, also called polymerase chain reaction (PCR) tests, use mucus samples taken from the nose or throat to detect COVID-19. (JP/P.J. Leo)

Bagaimana Anda tentu bisa menjodohkan antara gambar dan caption yang disediakan, bukan? *Good job!* Pasangannya sudah tepat, itu artinya Anda sudah memahami bagaimana menuliskan teks penyerta gambar. Nah sekarang saatnya berlatih menuliskan *caption* menggunakan bahasa Anda sendiri. Jangan putus asa jika ada kata yang tidak Anda ketahui bahasa Inggrisnya. Anda boleh melihat kamus baik cetak maupun digital.

Perhatikan langkah-langkah menulis teks penyerta gambar (caption).

TIPS TO WRITE CAPTIONS

- Do not begin with the words *a, an, or the*.
- Use present tense to describe action in a photo.
- Give readers information they cannot get from just looking at a photo.
- A caption should complete the photo. The reader should not have to look at the story, but should want to look at the story.
- Write captions so they go from specific to general or general to specific.
- Do not begin a caption with names.
- When identifying members of a group, write “from left,” not “from left to right.”
- “Above” and “pictured here” are unnecessary.
- Captions should not repeat information contained in the lead.
- Name people only if they are important to the picture.

C. Rangkuman

1. Social Function

Describe or command on a picture, photograph, graph, chart

2. Text Structure

Can be:

- action/event/ activity
- people/thing that involved
- condition

3. Language Features

- Noun Phrase for a thing, a person, an animal, a location, etc. which is focused on, with or without *a, the, this, those, my, their*, etc.
- Verb Phrase dealing picture/photograph/graph/chart
- spelling, punctuation, and handwriting

D. Latihan Soal

Practise:

Look at the pictures below. Write the caption beside each picture.



Sekarang lihat kembali teks penyerta gambar yang Anda buat. Tuliskan Ada atau Tidak ada sesuai dengan gambar.

Teks penyerta gambar	Ya	Tidak
Menuliskan peristiwa dalam gambar		
Menuliskan peserta yang terlibat		
Menuliskan apa yang dilakukan		
Menuliskan suasana yang ada dalam gambar		

E. Penilaian Diri

Berilah tanda ceklis (V) sesuai dengan keadaan kamu masing-masing.

No	Pernyataan	SS	S	TS	STS
1	Saya berdoa sebelum dan sesudah melakukan kegiatan belajar menggunakan modul ini.				
2	Saya belajar menggunakan modul ini secara terjadwal				
3	Saya mengerjakan modul ini sendiri tanpa bantuan orang lain				
4	Saya sudah mampu menyusun teks caption				

Keterangan :

- 1) SS = Sangat Setuju
- 2) S = Setuju
- 3) TS = Tidak Setuju
- 4) STS = Sangat Tidak Setuju

EVALUASI

A. Multiple Choice

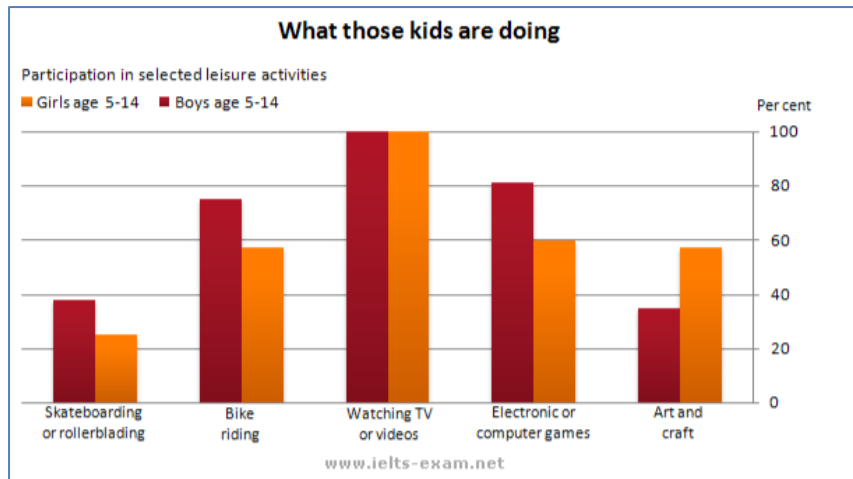
Text 1: (for questions number 1 - 3)



Women's power: Finance Minister Sri Mulyani (right) talks with International Monetary Fund (IMF) chairwoman Christine Lagarde during a seminar on women's empowerment in the Third World at the 2018 IMF-World Bank Group Annual Meetings at the Bali International Convention Center in Nusa Dua, Bali. (ICom/AM IMF-WBG/Puspa Perwitasari)

1. What is the writer's purpose with this caption?
 - A. To describe a picture of Finance Minister and IMF chairwoman.
 - B. To give information about a seminar on women's empowerment.
 - C. To show a good relationship between Finance Minister and IMF Chairman.
 - D. To show the woman's power at the 2018 IMF-World Bank Group Annual Meetings.
 - E. To inform about the woman's power at the 2018 IMF-World Bank Group Annual Meetings.
2. Why did the writer give the title of this caption "Women's power"?
 - A. Both of the women in the picture have a power in world monetary.
 - B. Two women in the picture are at the high position in monetary.
 - C. Both of them are woman who present at the seminar.
 - D. They are at the seminar on woman empowerment.
 - E. They are talking about woman empowerment.
3. The underlined word means
 - A. Daily
 - B. Yearly
 - C. Weekly
 - D. Monthly
 - E. Decade

Text 2 (for questions number 4 - 6)



4. What does the graph show you?
 - A. Kids' activity
 - B. Kids' leisure activity
 - C. Kids' participation
 - D. Girls' leisure activity
 - E. Boys leisure activity

5. The third popular leisure activity for boys is....
 - A. Watching TV
 - B. Bike riding
 - C. Electronic game
 - D. Art and craft
 - E. Skateboarding

6. Based on the graph above, it can be concluded that....
 - A. sedentary hobbies are far more popular nowadays than active ones
 - B. the most unpopular leisure activity for boys is art and craft
 - C. bike riding is not only popular for boys but also for girls
 - D. the most unpopular leisure activity is art and craft
 - E. boys prefer active activities to the sitting ones

Text 3: (for questions number 7 – 8)



People line up for fuel at a gas station in Palu, Central Sulawesi, Indonesia, 30 September 2018. At least 1,300 people have died as a result of a series of powerful earthquakes that hit central Sulawesi and triggered a tsunami. [EPA/MAST IRHAM](#)

7. What is the writer intention to write the caption?

- A. To inform about people condition in Palu
 - B. To describe a picture of people line up
 - C. To tell about people who line up
 - D. To explain why people line up
 - E. To describe people who line up
8. At least 1,300 people have died ... a series of powerful earthquakes that hit central Sulawesi. What does this sentence mean?
- A. though
 - B. due to
 - C. since
 - D. as
 - E. if

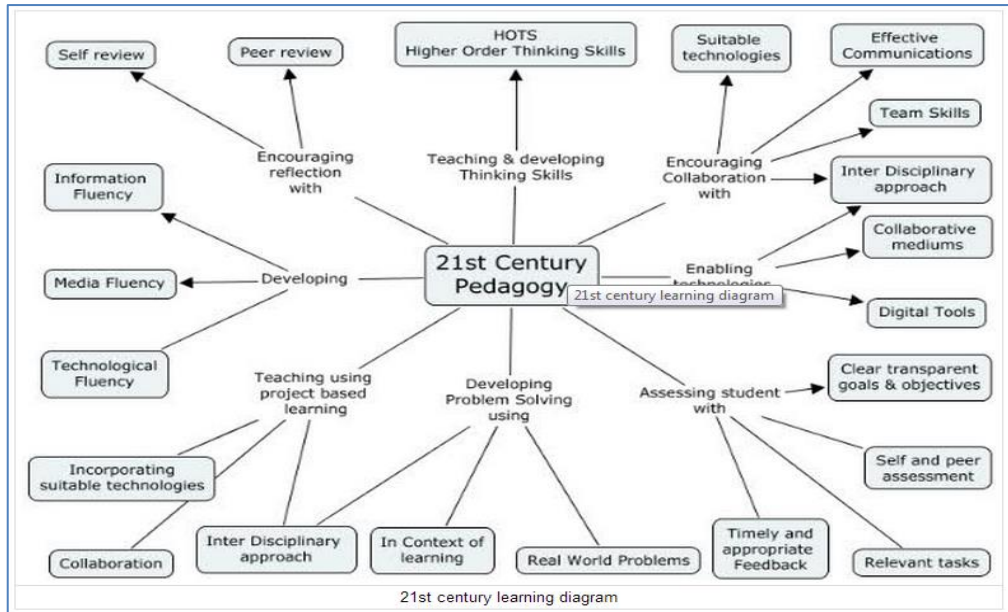
Text 4: (for questions number 9 – 10)



9. What information can readers get from the caption above?
- A. Joker won the Best Film at the 76th Venice Film Festival.
 - B. Todd Phillips gave the award to Joaquin Phoenix.
 - C. Joaquin Phoenix announced that Joker won the award.
 - D. The award was given during Joker's premiere in Venice.
 - E. Golden Lion award is only given for Best Film category
10. The words "flanked by" can be replaced with ____.
- A. together with
 - B. talked over
 - C. introduced by
 - D. went to
 - E. replaced by

B. Essay

Text 5: (for questions number 11 – 15)



11. What is the text about?
.....
12. How many data is given on this text?
.....
13. What is the benefit of reading text?
.....
14. Whom might be interested to this data?
.....
15. What is the purpose of this text?
.....

KUNCI JAWABAN

NO	JAWABAN	NO	JAWABAN
1	C	6	A
2	A	7	D
3	B	8	B
4	B	9	D
5	B	10	A

11. It is a diagram of 21st century learning

12. There are

13. To find out the characteristics of 21st century learning.

14. Teachers, education consultants, governments, lectures.

15. To describe and to inform the characteristics of 21st century learning .

DAFTAR PUSTAKA

1. <https://www.thejakartapost.com/travel/2019/03/17/jakartas-mrt-guidelines-video-baffles-passengers.html> Visited Tuesday, 26th March 2019, 14.36
2. https://www.edweek.org/ew/articles/2019/01/15/why-us-classrooms-are-starting-to_ap.html?cmp=eml-enl-tl-news1&M=58725231&U=3123769&UUID=7d832be642ef0774f55d6813ca5a7b48 diunduh, 4 Agustus 2020, 16.00
3. <http://www.elgermenfce.com.ar/wp-content/uploads/2015/10/DESCRIBING-CHARTS-AND-GRAPHS.pdf> diunduh, 1 Agustus 2020, 16.00
4. <https://www.pinterest.com/pin/143200463123009367/> diunduh, 1 Agustus 2020, 21.30
5. <https://www.thejakartapost.com/news/2020/08/07/highest-daily-spike-sees-jakarta-logging-658-new-covid-19-cases.html> Visited Saturday, 8th August 2020, 14.36



KEMENTERIAN PENDIDIKAN DAN KEBUDAYAAN
DIREKTORAT JENDERAL PENDIDIKAN ANAK USIA DINI,
PENDIDIKAN DASAR DAN PENDIDIKAN MENENGAH
DIREKTORAT SEKOLAH MENENGAH ATAS
2020



Modul Pembelajaran SMA Bahasa Inggris



KELAS
XII

News of the Day

BAHASA INGGRIS KELAS XII



PENYUSUN
Iksan Cahyana
SMA Negeri 6 Kota Bogor

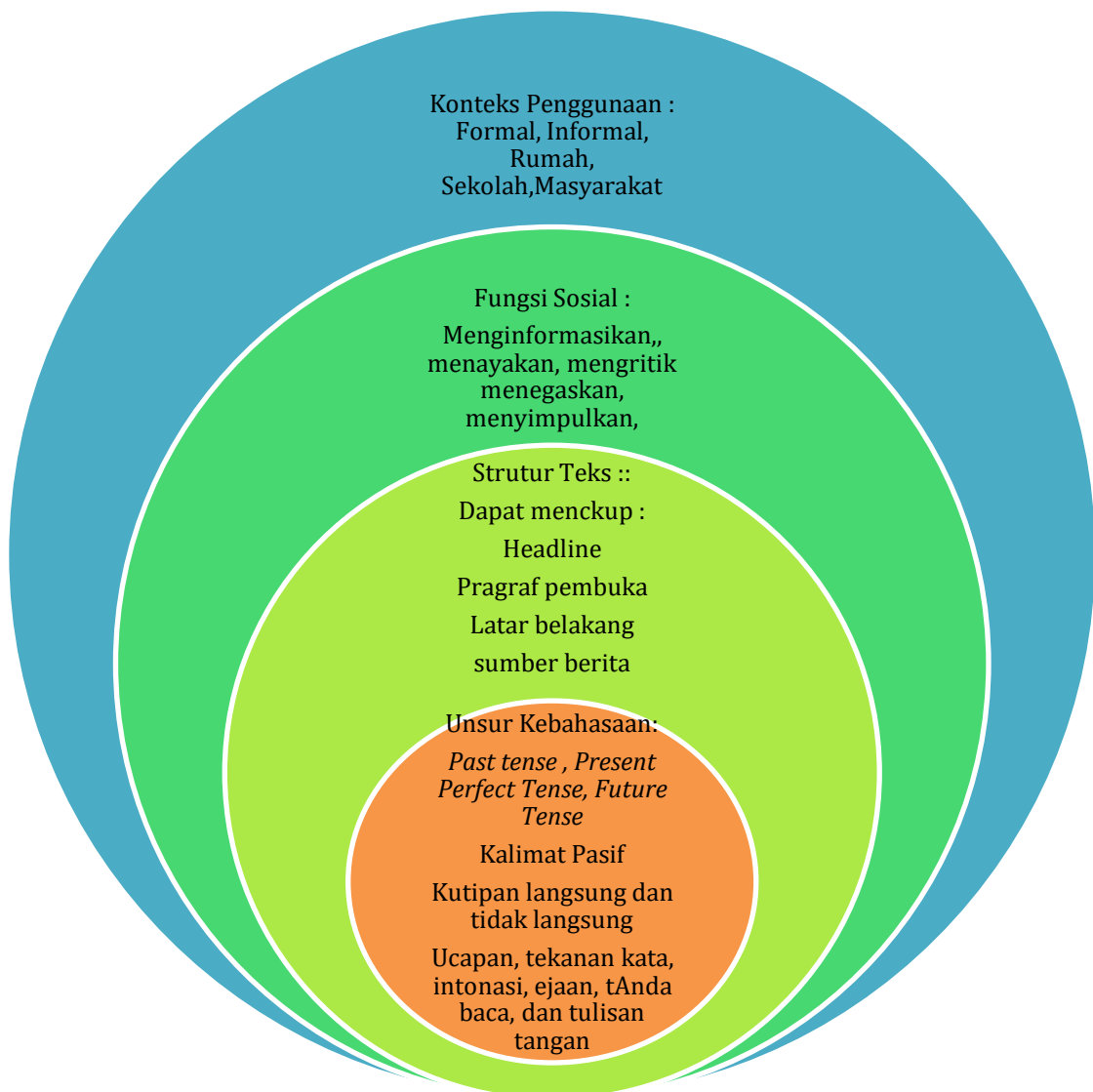
DAFTAR ISI

PENYUSUN.....	2
DAFTAR ISI.....	3
GLOSARIUM	4
PETA KONSEP	5
PENDAHULUAN	6
A. Identitas Modul	6
B. Kompetensi Dasar.....	6
C. Deskripsi Singkat Materi	6
D. Petunjuk Penggunaan Modul.....	7
E. Materi Pembelajaran	7
KEGIATAN PEMBELAJARAN 1	8
A. Tujuan Pembelajaran	9
B. Uraian Materi	9
C. Rangkuman	16
D. Penugasan Mandiri.....	16
E. Latihan Soal.....	17
F. Penilaian Diri.....	21
KEGIATAN PEMBELAJARAN 2	22
A. Tujuan Pembelajaran	22
B. Uraian Materi	22
D. Penugasan Mandiri.....	27
E. Latihan Soal.....	28
F. Penilaian Diri.....	
EVALUASI.....	28
DAFTAR PUSTAKA.....	36

GLOSARIUM

- News Item** : Kalimat pengandaian dengan menggunakan if dan diikuti dengan present tense untuk type 0
- Headline** : Kalimat perintah dengan ciri menggunakan kata kerja pertama diawal kalimat
- Source** : Kalimat untuk memberikan saran dengan ciri menggunakan kata should
- Recomendation** : Kalimat untuk memberikan saran dengan menggunakan kata have to

PETA KONSEP



PENDAHULUAN

A. Identitas Modul

Mata Pelajaran	: Bahasa Inggris
Kelas	: XII
Alokasi Waktu	: 4 x 45 menit
Judul Modul	: News of the day

B. Kompetensi Dasar

3. 4 Membedakan fungsi sosial, struktur teks, dan unsur kebahasaan beberapa teks *news item* lisan dan tulis dengan memberi dan meminta informasi terkait berita sederhana dari koran/radio/TV, sesuai dengan konteks penggunaannya.
- 4.4 Menangkap makna secara kontekstual terkait fungsi sosial, struktur teks, dan unsur kebahasaan teks *news items* lisan dan tulis, dalam bentuk berita sederhana koran/radio/TV.

C. Deskripsi Singkat Materi

NEWS > NATIONAL

Indonesia surpasses 200,000 COVID-19 cases

 **Ivany Atina Arbi**
The Jakarta Post

Jakarta / Tue, September 8, 2020 / 04:40 pm



Sumber: <https://www.thejakartapost.com/news/2020/09/08/indonesia-surpasses->

Salam sehat dan berbahagia selalu!

Selalu semangat belajar dan berkarya dalam kondisi apapun, seperti kondisi yang bukan hanya kita, namun juga masyarakat dunia hadapi sekarang, apakah itu? Benar COVID-19! Terapkan protokol kesehatan di manapun Anda berada.

Bagaimana Anda bisa mengikuti perkembangan informasi penyebaran COVID-19 di seluruh dunia yang jauh dari tempat tinggal Anda? Apakah melalui TV, koran, sosial media atau media digital?

Bagaimana bentuk informasi yang Anda dapatkan, bentuk cetak, tayangan, audio atau video?

Absolutely right! Kuncinya adalah berita. (News)

Sekarang lihat contoh gambar di atas adakah informasi yang Anda dapatkan? Tepat tentang berita terkait COVID 19. Adakah Judul Berita atau *headline* sebagai salah satu ciri dari teks berita? Jelas terlihat tercetak tebal dan berukuran huruf lebih besar dibanding isi beritanya.

Pada modul ini Anda akan diajak berlatih untuk mengidentifikasi fungsi social, struktur teks dan unsur kebahasaan teks berita sehingga diharapkan Anda mampu meminta dan

memberi informasi terkait teks berita dari berbagai jenis media, seperti TV, radio, koran, majalah atau media digital di internet, youtube secara cepat, tepat dan benar.

Biasakan untuk membaca berita untuk mendapatkan informasi yang dibutuhkan dan dalam modul ini Anda akan diajak untuk berlatih menjadi terampil dalam membaca melalui kegiatan pembelajaran, mengerjakan latihan terstruktur, serta melakukan evaluasi sehingga Anda diharapkan mampu mengukur kemajuan belajar yang dicapai.

Selamat membaca dan berlatih.

D. Petunjuk Penggunaan Modul

Pada modul ini Anda akan diajak berlatih untuk mampu memberi dan meminta informasi terkait berita. Silahkan perhatikan petunjuk penggunaan modul berikut ini :

1. Modul ini dapat Anda pelajari secara mandiri atau kelompok, baik di sekolah maupun diluar sekolah
2. Anda pelajari modul ini dengan menyimak, membaca, melihat dan mengamati contoh-contoh dari berbagai sumber belajar atau Anda dapat mengakses video dan website
3. Berdiskusi, belajar, berlatih, bertukar informasi akan memberikan dampak positif terhadap kemajuan belajar Anda.
4. Membaca, menirukan bunyi, berlatih berbicara dan menulis tanpa khawatir membuat kesalahan adalah salah satu langkah dalam proses pembelajaran.
5. Pelajari sumber-sumber belajar lainnya tentang pembelajaran atau latihan berkaitan dengan menafsirkan dan mengungkapkan makna lirik lagu.
6. Kerjakan tugas dan latihan, silahkan Anda analisis hasilnya sehingga Anda mengetahui kelebihan dan kekurangannya.
7. Jika ada kendala dan Anda mengalami kesulitan, diskusikan kembali dengan teman Anda dan jika masih belum mendapatkan jawaban yang kurang memuaskan tanyakan kepada guru atau pakar lainnya.

E. Materi Pembelajaran

Modul ini terbagi menjadi 2 kegiatan pembelajaran dan di dalamnya terdapat uraian materi, contoh soal, soal latihan dan soal evaluasi.

Pertama : Mengidentifikasi fungsi sosial, struktur teks dan unsur kebahasaan teks berita.

Kedua : Memberi dan menerima informasi terkait berita dalam bentuk tulisan sesuai dengan konteks penggunaannya.

Materi dalam modul ini adalah :

- Fungsi sosial
Memberi informasi terkini / *to inform readers or listeners about events of the day which are considered newsworthy or important.*
- Struktur text
Dapat mencakup:
 - Judul (*Headlines*)
 - Paragraf pembuka (*newsworthy*): tells the event in a summary form
 - Latar belakang kejadian (*Background events*) berupa rangkaian paragraf yang merinci isi paragraf pembuka/*elaborate what happened, tell what caused the incident*
 - Kutipan dari nara sumber (*Sources*): comments by participants, witnesses, authorities, and experts involved in the event.

- Unsur kebahasaan
 - *Past tense , Present Perfect Tense, Future Tense*
 - Kalimat Pasif
 - Kutipan langsung dan tidak langsung
 - Ucapan, tekanan kata, intonasi, ejaan, tAnda baca, dan tulisan tangan

KEGIATAN PEMBELAJARAN 1

The source of news

A. Tujuan Pembelajaran

Setelah kegiatan pembelajaran 1 ini diharapkan Anda dapat:

- a. menganalisis jenis sumber berita serta ciri cirinya
- b. menganalisis fungsi sosial *news item* memberi dan meminta informasi terkait teks berita sederhana dari TV dan Koran
- c. menganalisis struktur teks *news item* dengan memberi dan meminta informasi terkait berita sederhana dari TV dan Koran
- d. menganalisis unsur kebahasaan teks *news item* dengan memberi dan meminta informasi terkait penggunaan kutipan langsung dan tidak langsung dalam berita

B. Uraian Materi

Pada kegiatan **Learning Activity 1**, Anda akan berlatih menemukan informasi tentang sumber berita, fungsi berita, struktur teks berita dan unsur kebahasaan.

Masih ingatkah gambar yang Anda lihat di halaman sebelumnya? Dengan melihat gambar itu adakah informasi yang didapatkan? Dimanakah kejadian tersebut? Siapakah yang diberitakan? Kejadian apakah itu? Itulah pertanyaan-pertanyaan yang muncul saat kita mendengar atau membaca sebuah peristiwa dalam berita.

Kita akan diskusikan tentang peristiwa dalam foto itu setelah Anda pelajari tentang fungsi, struktur teks serta ciri-ciri kebahasaan dari teks berita. Selain itu, apakah berita yang kita dapatkan hanya melalui koran atau televisi? Mari kita diskusikan di bawah ini.

Lets read!

Practice 1.

Vocabulary Mastery:

Try to enrich your vocabulary mastery related to news media sources. Match Column A to Column B. (Silahkan Anda gunakan kamus untuk menjawab pertanyaan ini, Anda bisa menyalin tabel ini kemudian gunakan tanda panah untuk menjodohkan dengan tepat makna kata dari kolom A.

A	B
1. Printed material	A. Suara
2. Social Media	B. Gambar
3. Up to date	C. Menghibur
4. Voice	D. Menginformasikan
5. Pictures	E. Siaran langsung
6. Studio	F. Mutakhir
7. Live show	G. Menyiarkan
8. Broadcast	H. Pembaca Berita
9. To inform	I. Berita Bohong
10. To entertain	J. Judul Berita
11. Web-based	K. Berbasis Jaringan (Internet)
12. Hoax	L. Wartawan
13. Headline	M. Bahan cetak
14. News anchor	N. Media Sosial
15. Reporter	O. Tempat Siaran

It's amazing! Anda mampu menjawab dengan tepat dan tentunya menambah kosa kata Anda terkait berita. Sekarang untuk menambah pengetahuan tentang media pemberitaan, ingat bisa dituliskan apa saja di buku catatan Anda. Great, Benar sekali jawaban Anda.

Sekarang lihat tabel di bawah ini terkait beberapa gambar yang tentunya erat kaitan dengan media pemberitaan, kemudian Anda hubungkan dengan istilah istilah yang menjadi ciri dari media pemberitaan tersebut, pilihlah dari latihan di atas.

Practice 2.

Look closely into the following series of pictures. Then, write down kinds of sources of news on your note based on the pictures and the characteristics belong to.

NEWS	CHARACTERISTICS
	<p>Newspaper Printed material </p>
	
	

Pastinya Anda dapat menjawab pertanyaan di atas yaitu tentang sumber sumber berita, yaitu : Koran, radio, televisi, sosial media dan media digital. Great! Selanjutnya bandingkan dengan jawaban di bawah ini.


News Media	Characteristics
------------	-----------------

Newspaper	Printed material, to inform
Radio	Up to date, voice/sound, to inform, studio
Televisi	Live, video, to entertain, news anchors
Social Media	Up to date, digital, web-based to entertain, hoax

Luarbiasa Anda mengetahui media media sebagai sumber berita (alat pemeberitaan), apakah fungsi berita itu? Benar sekali lihat penjelasan di bawah ini :

Most people agree that the purpose of the news media - newspapers, magazines, radio and television - is to inform, to educate and to entertain. However, the purpose of the news itself is to inform and to educate your readers, listeners or viewers

Apakah semua peristiwa selalu menjadi berita?



Manakah yang dapat menjadi berita? Benar, a man bites a dog akan menjadi sebuah berita disbanding dengan a dog bites a man , coba Anda pikirkan dan tuliskan jawabannya di buku Anda masing masing. Sudah Anda dapatkan alasannya? Tepat yaitu peristiwa atau kejadian yang memiliki niali berita “ news worthy event “ .

Selain news worthy event ada hal lain yang penting dalam sebuah berita yaitu headline (Judul Berita) baik secara tertulis yang Anda temukan dalam koran atau disampaikan oleh pembaca berita sebagi hjudul berita. Nah sekarang coba Anda latihkan kemampuan Anda untuk menentukan Judul Berita dan Jenis Berita

Practice 3 : Match the headlines in the column with the kinds of news.

Sport	Entertainment	Education	Health	Politics
--------------	----------------------	------------------	---------------	-----------------

Headlines	Kinds of news
Gresik residents made to dig graves as punishment for not wearing face masks News Desk	

Indonesia rocked by violent protests against controversial labour law	
Tennis: Novak Djokovic to face Rafael Nadal in French Open final blockbuster	
Singapore's Benjamin Kheng up for Best Southeast Asia Act at MTV Europe Music Awards	
Forum: Schools' role in youth mental health	

Tentunya Anda dapat mengisi dengan tepat tabel di atas dengan tepat. Perhatikan contoh headline dari surat kabar di bawah ini.



Silahkan Anda tuliskan headline yang terdapat dalam surat kabar tersebut. Benar, terdapat dua headline yang kita dapat temukan tertulis dengan huruf yang ukurannya lebih besar. Apakah dari headline yang kita baca dapat mendapatkan informasi yang kita butuhkan? Atau setidaknya mengarahkan kita, pembaca, pada isi berita? Well done! Anda semua mampu menjawab pertanyaan tersebut.

Setelah kita mempelajari bersama sama tentang headline dan peristiwa yang memiliki nilai berita, bagaimana struktur teks dan bagian berita dalam surat kabar. **Sekarang perhatikan teks di bawah ini.**

Text Structure

Practice 3. Read aloud the text, try to practice your pronunciation. Then, read again closely the text. Find out the head line, the source, and the date, news worthy event and the sources or witness of the news.

Text 2



Gresik residents made to dig graves as punishment for not wearing face masks

The Jakarta Post Jakarta / Thu, September 10, 2020 / 05:34 pm

Eight people in Gresik regency, East Java, were ordered by local authorities to dig graves for those who have died of COVID-19 as punishment for not wearing face masks in public. Cerme district head, Suyono, said that he punished residents who did not wear face masks by making them dig graves at a public cemetery in Ngabetan village.

“There are only three available gravediggers at the moment, so I thought I might as well put these people to work with them,” said Suyono as quoted by tribunews.com on Wednesday, adding that local authorities made sure the health protocol violators did not participate in the burials. To assist the gravediggers, Suyono assigned two people to each grave. One is tasked with digging the grave, while the other lays wooden boards inside the hole to support the corpse. “Hopefully this can create a deterrent effect against violations,” Suyono said.

He also said the number of COVID-19 cases was continuing to increase in Cerme, prompting the village administration to strengthen protocols in the village. Based on the Regent Law No. 22/2020, residents who violate the protocols are subject to fines or community service as punishment. Separately, Cerme Police chief Adj. Pol. Comm. Moh. Nur Amin said the police would cooperate with the military to enforce the protocols, such as by dispersing public gatherings. “We urge the public to wear face masks in accordance with the COVID-19 health protocols,” he said. (dpk)

TEXT STRUCTURE	PARTS OF NEWS
Headline	
News media	
Date and Place	
Newsworthy event	
Background Events	
Sources	

Great. Anda semua luar biasa, mampu mengidentifikasi struktur teks dalam teks berita. Nah, sekarang kita bandingkan dengan jawaban dan penjelasan di bawah ini supaya Anda lebih paham dan terampil.

Headlines	Title	Gresik residents made to dig graves as punishment for not wearing face masks News Desk
Newsworthy event	tells the event in a summary form	Eight people in Gresik regency, East Java, were ordered by local authorities to dig graves for those who have died of COVID-19 as

		punishment for not wearing face masks in public.
Background	elaborate what happened, tell what caused the incident	There are only three available gravediggers at the moment, so I thought I might as well put these people to work with them," said Suyono as quoted by tribunews.com on Wednesday, adding that local authorities made sure the health protocol violators did not participate in the burials.
Sources	comments by participants, witnesses, authorities, and experts involved in the event.	Suyono

Setelah Anda mampu mengidentifikasi struktur teks (text structure) dari teks berita, bagaimana dengan unsur kebahasaanya? Adakah tense yang dominan sering digunakan. Coba Anda perhatikan teks berikut ini.

Text 3

Read the text, analyze the headline, the tense, saying verbs, action verb.

Singer Yopie Latul Dies after Confirmed Positive with Covid-19

TEMPO.CO, Jakarta - Yopie Latul, a singer popular in Indonesia in the 1990s, died today, September 9. He was 65 years old. The day before, the singer was reported to have tested positive for Covid-19.

Yopie, a Maluku native, died in a hospital in Cibinong, West Java. Fellow musicians have taken to social media to express their grief over the loss of the veteran singer.

The day before his death, Yopie's son Carullo Latul posted to his personal Instagram account about his father's condition. The post confirmed reports that Yopie had tested positive for the new coronavirus.

The *Instagram story* post said that his father showed no symptoms and none of his family members were infected.

Language Feature

Singer Yopie Latul Dies after Confirmed Positive with Covid-19	The head line	Using " dies ' not died (silahkan bandingkan dengan isi berita. died today, September 9. Headline selalu ditulis dalam bentuk kalimat present tense.
Yopie, a Maluku native, died in a hospital in Cibinong, West Java. Fellow musicians have taken to social media to	Action verbs and tenses	Using simple past (karena menceritakan peristiwa yang sudah terjadi.

express their grief over the loss of the veteran singer		
the singer was reported to... The <i>Instagram story</i> post said that	Saying verbs	Menggunakan saying verbs seperti said that, report, told..
The post confirmed reports that Yopie had tested positive for the new coronavirus. The <i>Instagram story</i> post said that his father showed no symptoms and none of his family members were infected	Sources of witness	Menggunakan kutipan langsung dan tidak langsung.

Direct and Indirect Speech

Untuk mengelaborasi dan memperkuat isi berita, penulis menggunakan kutipan langsung atau tidak langsung dari sumber berita terkait peristiwa terjadi.

Perhatikan kutipan yang diambil dari teks 2 dan silahkan Anda tuliskan kutipan lain dari teks tersebut. Tuliskan dalam tabel berikut di buku catatan masing masing.

Direct Speech from Text 2	Indirect Speech from text 3.
"There are only three available gravediggers at the moment, so I thought I might as well put these people to work with them," said Suyono	The post confirmed reports that Yopie had tested positive for the new coronavirus.

Untuk memahami Direct and Indirect speech coba perhatikan penjelasan di bawah ini.

Direct speech	: Miss Phia said, "I see the accident
Indirect Speech	: Miss Phia said that she saw the accident.
Direct speech	: "I had a headache yesterday."
Indirect speech	: You said you'd had a headache the day before yesterday.
Direct speech	: "It's been raining since this afternoon."
Indirect speech	: He said it'd been raining since that afternoon.
Direct speech	: "I haven't seen them since last week."
Indirect speech	: She said she hadn't seen them since the previous week.

C. Rangkuman

Definition of News Item

News item text is a text which informs readers about events are considered newsworthy or important.

Purpose of News Item

News Item Text is used to inform readers about events of the day which are considered newsworthy or important.

Generic Structure of News Item

- Main Events / Newsworthy event(s): it recounts the event in summary form.
- Elaboration / Background event(s): they elaborate what happened, to whom, in what circumstance
- Resource of Information (Source) : it contains comments by participants in, witnesses to and authorities expert on the event

Language Feature of News Item

- Focusing on circumstances (using a simple language in writing the text)
- Using saying verbs: "...", She said, informed, told, reported.
- Sometimes at the beginning of news, the scene is mentioned : Jakarta - / London-/Bogor-
- Using Past tense in explaining news events. But if it is a fact that until now still happen or still in the form of fact, then can use simple present tense.
- Short, telegraphic information about story captured in headline
- Using adverbs: time, place and manner.
- Uses of material processes to retell the event

D. Penugasan Mandiri

Selamat Anda sangat luar biasa mengikuti tahapan pembelajaran ini, silahkan sekarang Anda melihat sekitar dan tonton atau dengarkan sebuah acara berita di TV atau di radio. Sekarang Anda bayangkan sebagai pembaca berita. Bacalah berita di bawah ini dengan intonasi, pengucapan, serta penekanan kata yang tepat, jika memungkinkan rekam kegiatan Anda dan dengarkan berulang ulang dan bandingkan dengan cara nenbaca berita yang pernah Anda dengarkan atau tonton.

Read aloud and practice it.

KATE BOLDUAN, CNN ANCHOR: Hello, everyone. I'm Kate Bolduan. Thanks so much for joining us this hour.

It seems crystal clear now that when it comes to the coronavirus, you cannot have your cake and eat it, too. You can't, on one hand, not do the hard work, not dramatically change behavior, not wait until the science-driven guideposts have been met and then still expect to have nice things.

And by nice things, I really only mean getting back to something that looks like normal. It's clear you can't just beat this virus by hoping for the best.

Take a look at the process of reopening schools and universities. In multiple places around the country, COVID outbreaks are forcing school officials to reverse course and suspend in-person learning.

The latest and most glaring example, the University of North Carolina, Chapel Hill, which announced that it is no longer holding in-person classes for undergrads after about 130 students tested positive for COVID in the first week

E. Latihan Soal

Exercise : Read the text below. Then decide the generic structures and language features of the text. Write on your book

Text	Text Structure and Language Features
<p>Singer Yopie Latul Dies after Confirmed Positive with Covid-19</p> <p>TEMPO.CO, Jakarta - Yopie Latul, a singer popular in Indonesia in the 1990s, died today, September 9. He was 65 years old. The day before, the singer was reported to have tested positive for Covid-19.</p> <p>Yopie, a Maluku native, died in a hospital in Cibinong, West Java. Fellow musicians have taken to social media to express their grief over the loss of the veteran singer.</p> <p>The day before his death, Yopie's son Carllo Latul posted to his personal Instagram account about his father's condition. The post confirmed reports that Yopie had tested positive for the new coronavirus.</p> <p>The <i>Instagram story</i> post said that his father showed no symptoms and none of his family members were infected.</p>	<p>Headline :</p>
	<p>Newsworthy event :</p>
	<p>Background :</p>
	<p>Sources :</p>
	<p>Verbs Used :</p>
<p>Quotation used :</p>	

F. Penilaian Diri

Di akhir kegiatan pembelajaran 1, silahkan Anda mengukur sejauh mana keberhasilan Anda mengikuti pembelajaran dengan menjawab pertanyaan yang Anda tulis di buku catatan masing masing.

ASPEK	YA	TIDAK
Saya mempelajari modul ini secara sungguh-sungguh.		
Saya mengerjakan latihan dengan jujur		
Saya mengetahui pengertian teks berita		
Saya mengetahui struktur teks berita		
Saya mengetahui unsur kebahasaan yang digunakan		

KEGIATAN PEMBELAJARAN 2

Let's read the news of the day


A. Tujuan Pembelajaran

Setelah kegiatan pembelajaran 2 ini diharapkan Anda :

1. Mampu menganalisis judul berita yang sesuai dengan isi teks sederhana berita bersumber dari TV atau media cetak
2. Mampu menangkap makna teks berita sederhana dari TV atau media cetak berdasarkan fungsi sosial, struktur bahasa dan unsur kebahasaannya.

B. Uraian Materi

Pada materi ini, Anda akan berlatih menemukan makna judul berita yang tepat dan keterkaitannya dengan isi berita. Untuk memperoleh informasi berkaitan dengan sebuah kejadian yang memiliki nilai berita silahkan Anda simak ilustrasi berikut ini berdasarkan pertanyaan apakah semua kejadian itu memiliki nilai berita :



Masih ingat gambar ini. Silahkan Anda buka kembali tentang untuk mengingat tentang peristiwa yang memiliki nilai berita.

Pada kegiatan pembelajaran kedua ini kita akan awali seperti halnya di kegiatan pembelajaran 1 yaitu tentang headline atau judul berita. Kira kira adakah kaitan erat judul berita dengan newsworthy event yang ditulis pada paragraph awal? Silahkan Anda ingat-ingat kembali teks tentang Yopil latul dan Kasus Covid 19 di Gresik. Benar, Anda luar biasa, semangat belajar yang tinggi mampu menjawab dengan benar pertanyaan pertanyaan yang disajikan. Nah, sekaramg kita bersama sama melatih kemampuan menghubungkan makna pada judul berita dengan isi berita.

Practice 1. Read the following text. Find out the appropriate headlines for each news

HEADLINE
Theme park boss duped by Lego car
Girl's kiss saves life of stranger
Yoda named the world's ugliest dog

Thai national park sends rubbish back to tourists

Manchester City: Sergio Aguero could be out for two months, says Pep Guardiola

Write down on your notes books.

NEWS WORTHY EVENT	HEADLINES
<p>Text 1. If you litter in this Thai national park, your rubbish may just come back to haunt you. Well, not exactly haunt, but it'll be shipped to your home as a pointed reminder that when out in nature, you had better clean up after yourself. Authorities in the popular Khao Yai National Park near Bangkok will start sending rubbish back to litterers, Thailand's environment minister said. Offenders will also be registered with the police.</p>	
<p>Text 2 A teenager became famous overnight in China when she saved a suicidal stranger - by kissing him on the lips. Liu Wenxiu, 19, was shopping with a friend at a mall in Shenzhen, Guangdong Province, when she saw a crowd of people watching a man hanging on to the barrier of the highest floor.</p>	
<p>Text 3 A 14-year old Chinese-crested Chihuahau called Yoda has been named the World's Ugliest Dog title by judges in California. Yoda's owner Terry Schumacher fled when she first encountered the little dog abandoned behind an apartment building in America, convinced it was a rat.</p>	
<p>Text 4 Manchester City manager Pep Guardiola fears striker Sergio Aguero</p>	

<p>could miss the first two months of the Premier League season. Aguero suffered a knee injury against Burnley on 22 June.</p> <p>It kept the Argentine out of the final 10 games of City's domestic campaign as well their two Champions League matches in August.</p>	
<p>Text 5</p> <p>The boss of a Legoland theme park was stunned when staff swapped his car for one made of Lego.</p> <p>Peter Ronchetti went to drive home in his real Volvo XC60 to find it had been replaced with a life-sized copy made from 201,076 of the toy bricks.</p>	

Jawaban Anda luarbiasa, Setiap berita yang diberitakan pasti berbicara tentang “ **Apa atau Siapa**” .

Coba Anda bandingkan dengan jawaban di bawah ini.

Teks Berita	Headlines
Teks 1	Thai national park sends rubbish back to tourists
Teks 2	Girl's kiss saves life of stranger
Teks 3	Yoda named the world's ugliest dog
Teks 4	Manchester City: Sergio Aguero could be out for two months, says Pep Guardiola
Teks 5	Theme park boss duped by Lego car

Sekarang untuk lebih jelasnya dalam judul berita adakah kaitan dengan pertanyaan-pertanyaan di bawah ini?

▪ What's happening? It is about a person, a thing, or an event
▪ Who is involved? People who get involved as a doer/doers, as a witness/ess .
▪ Where is this happening? The place
▪ When is it happening? The day and date
▪ Why is it happening? It is about a process, a reason, cause and effect.

Nah sekarang Anda bisa simpulkan antara judul berita (**headline**) dengan newsworthy event (Paragraph 1) berbicara tentang subjek berita yang sama (**what is happening**).

Newsworthy event	Headlines	What is happening	
		Newsworthy event	Headlines
A teenager became famous overnight in China when she saved a suicidal	Girl's kiss saves life of stranger	Subject : A girl Action : saved Object : a tranger How : “ kiss ‘	Subject : A teenager (she) Action : save Object : a tranger

<p>stranger - by kissing him on the lips.</p> <p>Liu Wenxiu, 19, was shopping with a friend at a mall in Shenzhen, Guangdong Province, when she saw a crowd of people watching a man hanging on to the barrier of the highest floor.</p>			How : " kiss "
--	--	--	----------------

C. Rangkuman

Remember how to understand news :

- What's happening? It is about a person, a thing, or an event
- Who is involved? People who get involved as a doer/doers, as a witness/ess .
- Where is this happening? The place
- When is it happening? The day and date
- Why is it happening? It is about a process, a reason, cause and effect.

REMEMBER

Headlines often use a **NOUN PHRASE**, that is, a phrase without a verb:
 Poor Service at Supermarkets

Best Strategies for New Tax Year / Thai Protesters Parade

There are also some **VERB CHANGES**. The simple tenses are preferred to continuous or perfect forms and auxiliary verbs are dropped in the passive:

Teachers Protest Pay Cuts (they are protesting)

Underground Strike Started Today (the strike has started today)

The **INFINITIVE TENSE** is used to talk about the future:

President to Open New Art Gallery

New Player to be hired by NBA

Jelas bahwa kaitan antara judul berita dengan main event (unsur utama berita) yang terletak di paragraf pertama. Paragraf kedua merupakan latar belakang yang erat kaitannya dengan paragraf ke satu. Nah, sekarang kita berlatih untuk menghubungkan unsur utama berita dengan latar belakang berita.

D. Tugas Mandiri

Coba Anda tuliskan peristiwa yang terjadi di sekitar Anda yang menurut Anda menarik. Tuliskan dalam table di bawah ini!

Event	Who/What	When	Where	How

E. Latihan Soal

Read the text 1 closely. Then complete the information related to the text.

<p>News</p> <p>.....</p> <p>If you litter in this Thai national park, your rubbish may just come back to haunt you.</p> <p>Well, not exactly haunt, but it'll be shipped to your home as a pointed reminder that when out in nature, you had better clean up after yourself.</p> <p>Authorities in the popular Khao Yai National Park near Bangkok will start sending rubbish back to litterers, Thailand's environment minister said.</p> <p>Offenders will also be registered with the police.</p> <p>Visitors to the park have to register with their addresses, making it easy for rangers to track them down if they leave rubbish behind.</p> <p>Environment Minister Varawut Silpa-archa posted pictures of litter collected in cardboard parcels ready to be shipped on his Facebook account.</p> <p>"Your trash - we'll send it back to you," the post warns, reminding people that littering in a national park is an offence and punishable with up to five years in prison and hefty fines.</p> <p>the box in the Facebook post contains a polite note saying: "You forgot these things at Khao Yai National Park".</p> <p>Park authorities say the rubbish left behind can be particularly dangerous for animals who may try to eat it.</p> <p>Khao Yai National Park which is north-east of the Thai capital Bangkok stretches across more than 2,000 sq km (770 sq miles) and is very popular with hikers.</p> <p>It's the oldest national park in Thailand and known for its waterfalls, animals and scenery</p>
--

What's happening?
Who is involved?
Where is this happening?
When is it happening?
Why is it happening?

Practice 2 . Now, you read again the text 1 and text 2. Then, continue to complete by choosing the appropriate paragraphs IN THE RIGHT COLUMN. Write down on your note books.

NEWS WORTHY EVENT	Backgrounds
<p>Text 1. If you litter in this Thai national park, your rubbish may just come back to haunt you. Well, not exactly haunt, but it'll be shipped to your home as a pointed reminder that when out in nature, you had better clean up after yourself. Authorities in the popular Khao Yai National Park near Bangkok will start sending rubbish back to litterers, Thailand's environment minister said. Offenders will also be registered with the police. </p>	<p>"The young man was on the outside of the barrier and was holding a knife to his chest but nobody seemed to be trying to talk him round," she said.</p> <p>"I wanted to help him but the police wouldn't let me through so I lied and told them he was my boyfriend and that he wanted to kill himself because of me.</p> <p>"They let me talk to him and he told me he was sad because he was from a broken family. I'm also from a broken family too and understood him perfectly."</p> <p>Liu then surprised everyone - especially the young man - by stepping forward, putting her arms around him and giving him a kiss.</p> <p>A fireman took advantage of the distraction and dashed forward to grab hold of the man and pull him to safety.</p> <p>"His story touched me, and I felt like I really was his girlfriend and I could help him," said Liu afterwards.</p>
<p>Text 2 A teenager became famous overnight in China when she saved a suicidal stranger - by kissing him on the lips.</p> <p>Liu Wenxiu, 19, was shopping with a friend at a mall in Shenzhen, Guangdong Province, when she saw a crowd of people watching a man hanging on to the barrier of the highest floor. </p>	<p>Visitors to the park have to register with their addresses, making it easy for rangers to track them down if they leave rubbish behind.</p> <p>Environment Minister Varawut Silpa-archa posted pictures of litter collected in cardboard parcels ready to be shipped on his Facebook account.</p> <p>"Your trash - we'll send it back to you," the post warns, reminding people that littering in a national park is an offence and punishable with up to five years in prison and hefty fines.</p> <p>the box in the Facebook post contains a polite note saying: "You forgot these things at Khao Yai National Park".</p>

	<p>Park authorities say the rubbish left behind can be particularly dangerous for animals who may try to eat it.</p> <p>Khao Yai National Park which is north-east of the Thai capital Bangkok stretches across more than 2,000 sq km (770 sq miles) and is very popular with hikers.</p> <p>It's the oldest national park in Thailand and known for its waterfalls, animals and scenery</p>
	<p>It kept the Argentine out of the final 10 games of City's domestic campaign as well their two Champions League matches in August.</p> <p>Guardiola says he is now uncertain whether City's 32-year-old record goalscorer will be fit until November.</p> <p>"We knew the injury was difficult," said Guardiola.</p> <p>"He still hasn't had one training session with us and Sergio is not a guy who regains his physical condition quickly. He has been out for a long time, so maybe in one or two months he will be ready."</p>

Selamat Anda mampu memilih background yang tepat, dengan cara menghubungkan subjek berita yang sama, sehingga tabel ketiga pada kolom sebelah kanan tentunya bukan latar belakang dari salah satu berita karena topic yang berbeda.

Apakah bisa diikuti, jika Anda masih perlu mempelajari kembali tentang bagian bagian berita, ciri kebahasaan serta struktur teks sebelum kita berlatih tentang menemukan makna isi berita silahkan pelajari kembali kegiatan pembelajaran 1.

Practice 3. Look the text closely. Then answer the questions based on your comprehension on the text

Girl's kiss saves life of stranger
 Teenager became famous overnight in China when she saved a suicidal stranger - by kissing him on the lips.
 Liu Wenxiu, 19, was shopping with a friend at a mall in Shenzhen, Guangdong Province, when she saw a crowd of people watching a man hanging on to the barrier of the highest floor.
 "The young man was on the outside of the barrier and was holding a knife to his chest but nobody seemed to be trying to talk him round," she said.

"I wanted to help him but the police wouldn't let me through so I lied and told them he was my boyfriend and that he wanted to kill himself because of me.
 "They let me talk to him and he told me he was sad because he was from a broken family. I'm also from a broken family too and understood him perfectly."
 Liu then surprised everyone - especially the young man - by stepping forward, putting her arms around him and giving him a kiss.

A fireman took advantage of the distraction and dashed forward to grab hold of the man and pull him to safety.

"His story touched me, and I felt like I really was his girlfriend and I could help him," said Liu afterwards.

Taken from : <http://www.wupload.com/file/35726151>

Answer the questions based on the text

1. What is the news about?
2. How did the girl help the young man??
3. Where was the accident taken?
4. What did the crowd see ?
5. What made the girl save the young man?

Sekarang kita diskusikan jawaban untuk No. 1.

1. What is the news about?
2. How did the girl help the young man?
3. Where was the accident taken?
4. What did the crowd see?

Jika menemukan pertanyaan terakit inti berita maka silahkan Anda fokus pada paragraph pertama.

Teenager became famous overnight in China when she **saved a suicidal stranger - by kissing him on the lips.**

Liu Wenxiu, 19, was shopping with a friend at a **mall in Shenzhen, Guangdong Province**, when she saw a crowd of people **watching a man hanging on to the barrier of the highest floor.**

Perhatikan kata kata yang dicetak tebal akan mengarah ke jawaban yang ditanyakan. A girl is a subject of the news, saving by kissing, a young man who would kill himself by hanging on the barrier of the highet floor in a mall in Shenzen. (This is about the time and the place, also the event itself)

Bagaimana dengan pertanyaan latar belakang (Back ground event), silahkan Anda fokus ke paragraph selanjutnya.

"I **wanted to help** him but the police wouldn't let me through so I lied and told them he was my boyfriend and that he wanted to kill himself because of me. "They let me talk to him and he told me he was sad because he was from a broken family. **I'm also from a broken family too and understood him perfectly.**" Liu then surprised everyone - especially the young man - by stepping forward, putting her arms around him and giving him a kiss.

Pertanyaan No.5 tentang motif atau latar belakang yang berkaitan dengan inti berita. Perhatikan pargraph setelah paragraf 1 atau 2. Perhatikan kata kata yang dicetak tebal.

Selamat Anda luar biasa. Dengan semangat belajar yang dimiliki, maka Anda mampu mengetahui bagaimana cara untuk mendapatkan informasi dari sebuah teks.

Namun ingat selalu berdoa, membaca dan berlatih.

F. Penilaian Diri

Di akhir kegiatan kegiatan pembelajaran 2, silahkan Anda mengukur sejauh mana keberhasilan Anda mengikuti pembelajaran dengan menjawab pertanyaan yang Anda tulis di buku catatan masing masing.

Berilah tAnda ceklis (V) sesuai dengan keadaan kamu masing-masing.

No	Pernyataan	SS	S	TS	STS
1	Saya berdoa sebelum dan sesudah melakukan kegiatan belajar menggunakan modul ini.				
2	Saya belajar menggunakan modul ini secara terjadwal				
3	Saya mengerjakan modul ini sendiri tanpa bantuan orang lain				
4	Saya sudah mampu membedakan fungsi social berita				
5	Saya sudah mampu menemukan informasi terkait berita				

Keterangan :

- 1) SS = Sangat Setuju
- 2) S = Setuju
- 3) TS = Tidak Setuju
- 4) STS = Sangat Tidak Setuju

EVALUASI

Petunjuk Umum

1. Tulis nomor dan nama Anda pada lembar jawaban.
2. Periksa dan bacalah soal-soal dengan teliti sebelum Anda menjawab.
3. Dahulukan menjawab soal-soal yang dianggap mudah.
4. Kerjakan pada lembar jawaban yang disediakan.
5. Bentuk soal PG dengan 10 butir soal.
6. Penggunaan kamus tidak diperbolehkan.
7. Periksalah pekerjaan Anda sebelum diserahkan kepada guru pamong.

Petunjuk Khusus

1. Pilihlah salah satu jawaban yang paling tepat dengan menghitamkan pada salah satu huruf A, B, C, D atau E dilembar jawaban.
2. Untuk membetulkan jawaban, hapuslah dengan karet penghapus sampai bersih kemudian hitamkan jawaban yang benar.

Soal 1-5 pilih respons yang tepat

Text 1 is for number 1 -4

.....
4 September 2020

TEMPO.CO, Jakarta - TikTok launched a marketing program on Thursday to attract more advertisers with tools to measure the success of ad campaigns that run on its popular short video app.

The program will allow brands and marketers to run ad campaigns on its app, that at present has about 20 certified partners including digital marketing platform MakeMeReach and data analytics company Kantar, TikTok said in a blog.

TikTok's advertising business is still nascent, but the company owned by China's ByteDance has become a popular place for brands that aim to reach the app's young audience, who flock to it for lip-syncing, dancing and comedy sketch videos.

ByteDance has been ordered by U.S. President Donald Trump to divest TikTok's operations in the country amid security concerns over the personal data it handles.

Microsoft Corp and Oracle Corp are among the suitors for the assets. However, China's new rules around tech exports mean the sale of TikTok's U.S. operations could need Beijing's approval

1. What is the best headline for the text above?
 - A. Tik Tok launched marketing program for advertisers
 - B. Tik Tok launches marketing program for advertisers
 - C. Tik Tok is launching marketing program for advertisers
 - D. Tik Tok attracts the advertisers
 - E. Tik Tok was banned in US
2. What is the news about?
 - A. Tik tok and The US Governemnt
 - B. A launch of Tik Tok in US.
 - C. Tik Tok offers a new program for advertisers
 - D. Tik Tok facilitates anyone to campaign.
 - E. Tik Tok now has a business devision for marketing.
3. Why did US Government ban Tik Tok is US?
 - A. Tik Tok doesn't give benefits for US
 - B. Tik Tok can be used for stealing personal data.
 - C. US Government divest Tik Tok
 - D. US Government supports Microsoft to have the same app.
 - E. Tik Tok is more popular than facebook or another soc.media.
4. What benefit does Tik Tok facilitate for advertisers?
 - A. Tik Tok is popular
 - B. Tik Tok is easy to run
 - C. Tik Tok offers interesting app.
 - D. Tik Tok has so significant numbers of users.
 - E. Tik Tok can be used for dancing and singing.
5. Beijing's approval means
 - A. Tik Tok sale must be agreed by China Gov.
 - B. Tik Tok sale is agrees by China Gov.
 - C. China Gov. owns Tik Tok.
 - D. Tik Tok must be sold to US
 - E. China protects Tik Tok from Us.

The text is for no 6 - 8

Singapore to supply LNG for Indonesia's power plants: Luhut
The Jakarta Post

Jakarta | Tue, August 15, 2017 | 06:54 pm

Coordinating Maritime Minister Luhut Pandjaitan said on Tuesday that Singapore had offered to supply liquefied natural gas (LNG) for power generations in several locations in Indonesia.

The offer was discussed in a meeting held at the Office of the Maritime Coordinating Minister with state electricity company PT Perusahaan Listrik Negara (PLN) and the Ministry of Energy and Mineral Resources (ESDM).

Luhut said that the LNG supply would be used to power several power plants in seven areas with close proximity to Singapore.

"Singapore has offered LNG to fuel power plants in seven places, including in Nias, North Sumatra, in Lhouksemawe, Aceh, and in Riau, to name a few," Luhut said.

He added that the LNG would be supplied for small power plants with the capacity between 25 megawatt to 50 megawatt.

"The total capacity would be almost 500 megawatt, but it would be divided in several remote places," he said.

Luhut said that the government would open a tender for the procurement, but he refused to confirm which Singapore companies would participate. (dis)

<http://www.thejakartapost.com/news/2017/08/15/singapore-to-supply-lng-for-indonesias-power-plants-luhut.html>

6. We know from the text that..
 - A. Indonesia has proposed to Singapore to supply LNG for power generations in the country
 - B. the supply would be used to power several plants in some areas all over Indonesia
 - C. the LNG will supply small power plants, areas close to Singapore, and remote places
 - D. the name of the company that will supply the LNG is already made known publically
 - E. the LNG supply offer has been discussed with PLN and Maritime Coordinating Minister

7. Which statement is correct related to the text?
 - A. Singapore produces the biggest LNG in ASEAN.
 - B. Singapore becomes a barter with Indonesia for LNG.
 - C. Indonesia is depend on Singapore's supply.
 - D. The LNG is supplied for power generations in Indonesia.
 - E. The LNG is supplied for power plants several places in Sumatra.

8. He added the word of he refers to...
 - A. A Minister of Singapore.
 - B. President Jokowi.
 - C. A Minister of ESDM
 - D. A Minister of of Maritime Coordinating
 - E. The Director of Pertamina

The text is for 9 - 10

Man climbs electricity tower in North Jakarta

Jakarta | Tue, August 15, 2017 | 10:21 pm

Agustinus Woro, who is infamous for climbing advertising hoardings and electricity towers, has been on top of an electricity tower on Jl. Yos Sudarso in Tanjung Priok, North Jakarta, since Monday.

Agustinus appeared to be haranguing crowds of onlookers below with a loud-hailer but it was unclear what he was actually saying.

The man took similar action in May when he climbed a 15-meter advertising hoarding in Setiabudi, South Jakarta. He hung a banner from the hoarding calling for the dissolution of political parties.

He climbed another hoarding in Slipi, West Jakarta in February, carrying four banners stating "Orphans are victims of crazy gambler army", "Adonara man shot dead", "People, Densus 88, terrorist" and "Dissolve, close prisons".

The motive behind the current action remains a mystery.

"Get down! Are you looking for attention? That's dangerous," one resident shouted at him.

According to an official at the scene, Agustinus carried food in a bag and slept in a makeshift hammock slung between two poles. (wnd)

<http://www.thejakartapost.com/news/2017/08/15/man-climbs-electricity-tower-in-north->

9. Which of the following actions was done by Agustinus before August 2017?
- A. He carried four banners when climbing the tower in Setiabudi, South Jakarta.
 - B. He hung a banner calling for suspension of political figures.
 - C. He climbed an electricity tower in Setiabudi, South Jakarta.
 - D. He climbed a billboard in Slipi, West Jakarta in February.
 - E. He climbed an electricity tower in Slipi, West Jakarta.
10. We can infer from the text that
- A. Agustinus is a very wellknown man
 - B. Agustinus is an expert of climbing towers
 - C. The purpose Agustinus' action is still unknown
 - D. Agustinus is a victim of crazy gambler army
 - E. Agustinus has failed to get the attention of watchers

KUNCI JAWABAN DAN PEMBAHASAN EVALUASI

- I. Penilaian Mandiri
Silahkan Anda diskusikan dengan teman Anda bagaimana cara membaca berita yang dilakukan.

Rubrik Penilaian Keterampilan Unjuk Kerja (*Role Play*)

Kriteria	Skor	Indikator
Comprehension	5	Understands everything, no adjustments in speed or vocabulary are needed
	4	Understands nearly everything at normal speed, though occasional repetition may be necessary
	3	Understands fairly well at slower-than-normal speed with some repetition
	2	Obviously has trouble understanding, frequent adjustments in speed and vocabulary are necessary
	1	Understands only very general conversational subjects at slow speed with frequent repetition
Pronunciation	5	Speaks with few (if any) traces of "foreign accent"
	4	Pronunciation understandable, but one is always conscious of a definite "accent"
	3	"Foreign accent" necessitates concentrated listening and leads to occasional misunderstanding. Words and sentence must sometimes be repeated
	2	Many serious errors in pronunciation (e.g., still sounds like steel, laws sounds like loss), word accent (words are frequently accented on the wrong syllable), and sentence pitch (statements have the "melody" of questions, etc.). Frequent repetitions are required
	1	Very hard to understand because of sound, accent, pitch difficulties
Grammar and word order	5	Uses English with few (if any) noticeable errors of grammar or word-order
	4	In general uses "good English", but with occasional grammatical or word-order errors which do not, however, obscure meaning (e.g., "I am needing more English", "he gave to me the letter".)
	3	Meaning occasionally obscured by grammatical and/or word-order errors
	2	Grammatical usage and word-order definitely unsatisfactory, frequently needs to rephrase constructions and/or restricts himself to basic, structural patterns (e.g., uses the simple present tense where he should use past or future)
	1	Errors of grammar and word-order make comprehension quite difficult.
Vocabulary	5	Use of vocabulary and "idioms" is virtually that of a native speaker of English
	4	Rarely has trouble expressing himself with appropriate vocabulary and "idioms"
	3	Sometimes uses inappropriate terms and/or round-about language because of inadequate vocabulary

Kriteria	Skor	Indikator
	2	Frequently uses the wrong words, speech limited to simple vocabulary
	1	Misuse of words and very limited vocabulary make comprehension quite difficult
Genreal speed of speech and sentence length	5	Speech speed and sentence length are those of a native speaker
	4	Speed of speech seems to be slightly effected by language problems
	3	Both speed of speech and length of utterance are apparently affected by language difficulties and limitations or by native language habits
	2	Speed of speech and length of utterance seem strongly affected by language difficulties and limitations or by native language habits
	1	Speed of speech and length of utterance are so far from normal as to make conversation quite difficult

Nilai = $\frac{\text{skor perolehan}}{\text{jumlah skor}} \times 100$

Contoh: $\frac{20}{25} \times 100 = 80$

II. Latihan Soal

A. Kegiatan Pembelajaran 1

Text	Text Structure and Language Features
<p>Singer Yopie Latul Dies after Confirmed Positive with Covid-19</p> <p>TEMPO.CO, Jakarta - Yopie Latul, a singer popular in Indonesia in the 1990s, died today, September 9. He was 65 years old. The day before, the singer was reported to have tested positive for Covid-19.</p> <p>Yopie, a Maluku native, died in a hospital in Cibinong, West Java. Fellow musicians have taken to social media to express their grief over the loss of the veteran singer.</p> <p>The day before his death, Yopie's son Carllo Latul posted to his personal Instagram account about his father's condition. The post confirmed reports that Yopie had tested positive for the new coronavirus.</p> <p>The <i>Instagram story</i> post said that his father showed no symptoms and</p>	<p>Headline :</p> <p>Singer Yopie Latul Dies after Confirmed Positive with Covid-19</p> <p>News-worthy event :</p> <p>TEMPO.CO, Jakarta - Yopie Latul, a singer popular in Indonesia in the 1990s, died today, September 9. He was 65 years old. The day before, the singer was reported to have tested positive for Covid-19.</p>

<p>none of his family members were infected.</p>	<p>Background : Yopie, a Maluku native, died in a hospital in Cibinong, West Java. Fellow musicians have taken to social media to express their grief over the loss of the veteran singer</p>
	<p>Sources : The <i>Instagram story</i> Yopie's son Carlo Latul posted to his personal Instagram</p>
	<p>Verbs Used : studied, said,</p>
	<p>Quotation used : The <i>Instagram story</i> post said that his father showed no symptoms and none of his family members were infected</p>

B. Kegiatan Pembelajaran II

What's happening?	If you litter in this Thai national park, your rubbish may just come back to haunt you	Fokus Pargraf 1
Who is involved	Thai Government, Tourist, Environment Minister Varawut Silpa-archa	The sources, or witness
Where is happening	Thai national Park	Focus on elaboration
When is it happening	If the tourist littered	Focus on back ground event
Why is it happening?	Park authorities say the rubbish left behind can be particularly dangerous for animals who may try to eat it.	Focus on quotation of witness.

III. Evaluasi

KUNCI JAWABAN

NO	JAWABAN	NO	JAWABAN
1	B	6	C
2	C	7	E
3	B	8	D
4	D	9	A
5	A	10	C

Jawaban benar diberikan skor 1, jika salah diberikan skor 0

Nilai = Jumlah skor benar X 100

DAFTAR PUSTAKA

<https://genius.com/>

<https://www.utrechtindialog.nl/en/meetings/training-to-facilitate-a-dialogue-2020-06-30/>

<https://stock.adobe.com/tr/images/>

https://raynal.files.wordpress.com/2010/02/ulst_train5.jpg

https://www.freepik.com/free-vector/flat-design-young-people-talking-different-languages-collection_6146124.htm

<https://www.kuliahbahasainggris.com/contoh-dialog-bahasa-inggris-tentang-giving-instruction-dan-artinya/>

https://www.freepik.com/free-vector/flat-design-young-people-talking-different-languages-collection_6146124.htm



KEMENTERIAN PENDIDIKAN DAN KEBUDAYAAN
DIREKTORAT JENDERAL PENDIDIKAN ANAK USIA DINI,
PENDIDIKAN DASAR DAN PENDIDIKAN MENENGAH
DIREKTORAT SEKOLAH MENENGAH ATAS
2020



Modul Pembelajaran SMA Bahasa Inggris



KELAS
XII

DAFTAR ISI

DAFTAR ISI	2
PENYUSUN	3
GLOSARIUM	4
PETA KONSEP.....	5
PENDAHULUAN.....	6
A. Identitas Modul.....	6
B. Kompetensi Dasar.....	6
C. Deskripsi Singkat Materi	6
D. Petunjuk Penggunaan Modul.....	6
E. Materi Pembelajaran	7
KEGIATAN PEMBELAJARAN 1	8
A. Tujuan Pembelajaran	8
B. Uraian Materi.....	8
C. Rangkuman	14
D. Penugasan Mandiri	14
E. Latihan Soal	15
F. Penilaian Diri	15
A. Tujuan Pembelajaran	16
B. Uraian Materi.....	16
• Give Up Your Excuses	20
C. Rangkuman	21
D. Latihan Soal	21
E. Penilaian Diri	22
EVALUASI	23
KUNCI JAWABAN DAN PEMBAHASAN EVALUASI.....	26
• Give Up Your Excuses	28
DAFTAR PUSTAKA	29

If you want to be succesful, work hard
BAHASA INGGRIS KELAS XII

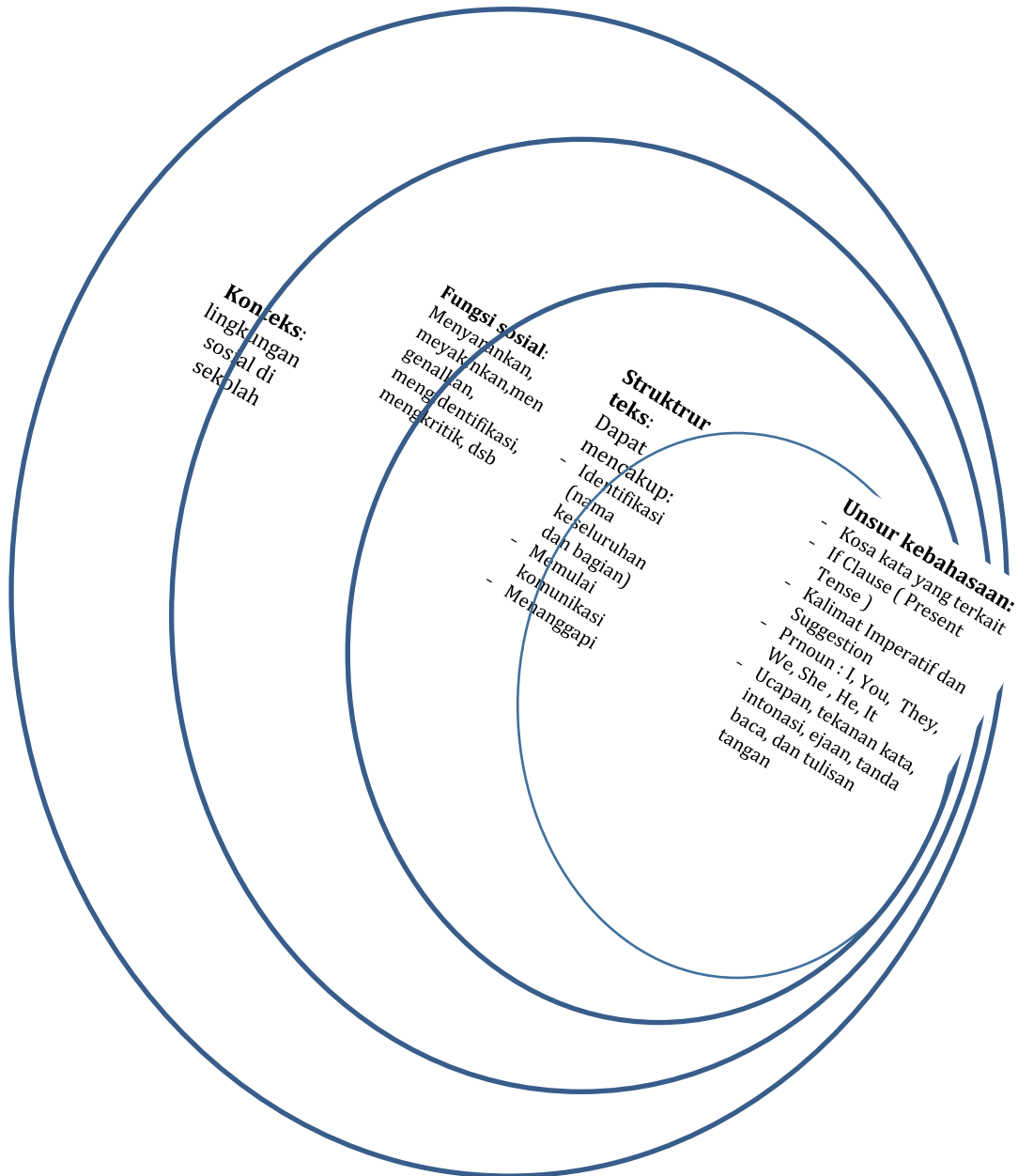


PENYUSUN
Iksan Cahyana
SMA Negeri 6 Kota Bogor

GLOSARIUM

- If Clause** : Kalimat pengandaian dengan menggunakan if dan diikuti dengan present tense untuk type 0
- Imeprative** : Kalimat perintah dengan ciri menggunakan kata kerja pertama di awal kalimat
- Suggestion** : Kalimat untuk memberikan saran dengan ciri menggunakan kata should
- Recomendation** : Kalimat untuk memberikan saran dengan menggunakan kata have to

PETA KONSEP



PENDAHULUAN

A. Identitas Modul

Mata Pelajaran	: Bahasa Inggris
Kelas	: XII
Alokasi Waktu	: 4 x 45 menit
Judul Modul	: If you want to be succesful, work hard.

B. Kompetensi Dasar

- 3.1 Menerapkan fungsi sosial, struktur teks, dan unsur kebahasaan teks interaksi transaksional lisan dan tulis yang melibatkan tindakan memberi dan meminta informasi terkait pengandaian diikuti oleh perintah/saran, sesuai dengan konteks penggunaannya. (Perhatikan unsur kebahasaan *if* dengan *imperative, can, should*)
- 4.1 Menyusun teks interaksi transaksional lisan dan tulis yang melibatkan tindakan memberi dan meminta informasi terkait pengandaian diikuti oleh perintah/saran, dengan memperhatikan fungsi sosial, struktur teks, dan unsur kebahasaan yang benar dan sesuai konteks

C. Deskripsi Singkat Materi

Selamat. Pembelajaran dan Latihan yang Anda lakukan semakin menambah pengetahuan dan kemampuan Anda berkomunikasi menggunakan bahasa Inggris. Pembelajaran pada modul sekarang erat kaitannya dengan penggunaan sehari hari dalam komunikasi. **Practice a lot if you want to improve your English competence and if you want to know more, read this module carefully.** Perhatikan kalimat yang **bercetak tebal**, apa makna kalimat tersebut? Benar, modul ini akan memfasilitasi Anda untuk mampu berkomunikasi berkaitan memberi dan meminta informasi terkait pengandaian diikuti oleh perintah/saran, sesuai dengan konteks penggunaannya. (If imperative, if Suggestion).

Perhatikan dialog di bawah ini!

- Phia : What are you doing, Dani?
Dani : Preparing for going out with some friends of mine.
Phia : **Don't forget to wear a mask, if you go out now.**
Dani : Thanks for reminding me, always.
Phia : **If you see a crowd of people, you should keep away**

D. Petunjuk Penggunaan Modul

Pada modul ini kalian akan diajak berlatih untuk mampu berkomunikasi menggunakan kalimat pengandaian yang diikuti kalimat perintah, atau saran. Silahkan perhatikan petunjuk penggunaan modul berikut ini :

1. Modul ini dapat kalian pelajari secara mandiri atau kelompok, baik di sekolah maupun diluar sekolah
2. Kalian pelajari modul ini dengan menyimak, membaca, melihat dan mengamati contoh-contoh dari berbagai sumber belajar atau kalian dapat mengakses video dan website
3. Berdiskusi, belajar , berlatih, dan bertukar informasi akan memberikan dampak positif terhadap kemajuan belajar Anda.

4. Membaca, menirukan bunyi, berlatih berbicara dan menulis tanpa khawatir membuat kesalahan adalah salah satu langkah dalam proses pembelajaran.
5. Pelajari sumber-sumber belajar lainnya tentang pembelajaran atau latihan berkaitan dengan menafsirkan dan mengungkapkan makna lirik lagu.
6. Kerjakan tugas dan latihan, silahkan Anda analisis hasilnya sehingga Anda mengetahui kelebihan dan kekurangannya.
7. Jika ada kendala atau kalian mengalami kesulitan, diskusikan kembali dengan teman kalian dan jika masih belum mendapatkan jawaban yang kurang memuaskan tanyakan kepada guru atau pakar lainnya.

E. Materi Pembelajaran

Modul ini terbagi menjadi **2** kegiatan pembelajaran dan di dalamnya terdapat uraian materi, contoh soal, soal latihan dan soal evaluasi.

- Pertama : Mengidentifikasi fungsi sosial, struktur teks dan unsur kebahasaan teks interaksional berkaitan dengan meminta dan menerima kalimat pengandaian yang diikuti kalimat perintah atau saran
- Kedua : Berkomunikasi lisan dan tulisan dengan menggunakan kalimat pengandaian yang diikuti kalimat perintah atau saran secara benar sesuai dengan kaidah kebahasaan.

Materi dalam modul ini adalah :

<p>Fungsi Sosial : To give suggestion, To ask to do something</p> <p>Struktur Teks : Orientation and Goal Suggestion/Action</p> <p>Language Features If Clause Suggestion (should do) Imperative (do /don't do something) Intonation, spelling, Pronunciation, Pause</p> <p>Topic Activities related to students at school and their life.</p>
--

KEGIATAN PEMBELAJARAN 1

What should I do?

A. Tujuan Pembelajaran

Setelah kegiatan pembelajaran 1 ini siswa diharapkan:

1. Dapat menentukan struktur teks yang tepat dalam membuat kalimat pengandaian yang diikuti kalimat perintah langsung
2. Dapat menentukan struktur teks yang tepat dalam membuat kalimat pengandaian yang diikuti ungkapan memberikan saran, rekomendasi, atau nasihat

B. Uraian Materi

Pada kegiatan Learning Activity 1, kalian akan diajak membaca dan berlatih dialog berkaitan dengan mengkomunikasikan kalimat pengandaian yang diikuti dengan kalimat perintah dan kalimat memberikan saran. Selanjutnya, untuk menggunakan kalimat pengandaian yang benar maka kalian perlu mengetahui struktur dan pola kalimat tersebut, lihatlah contoh-contoh yang akan disajikan. Kalian dapat mengingat materi pelajaran sebelumnya tentang kalimat pengandaian dimana ciri utamanya adalah menggunakan kata "If", dan yang paling penting adalah kalian mendapatkan makna "pengandaian" sesuatu yang diharapkan terjadi atau terjadi, atau seolah-olah. Sedangkan, kalimat imperative atau perintah memiliki ciri pola kalimat yang diawali kata kerja (verb) untuk positif, sedangkan untuk negative diawali "Don't".

Selain itu, dalam kehidupan sehari-hari kalian sering dihadapkan dengan situasi jika kondisi tertentu terjadi, maka seharusnya ada sesuatu yang dilakukan. Contoh, *if you don't know how to operate your new computer, you should read the manual book first*. Sekarang yakin bahwa kalian sudah siap untuk berlatih guna meningkatkan kemampuan berbahasa Inggris.

Bagaimana dengan teks tulis berupa himbauan dalam bentuk brochure berupa langkah-langkah yang harus dilakukan seperti contoh di atas?



Let's talk

Practice 1.

Look closely into the following conversation. Then, read it loudly. Make sure you understand every sentence, read them meaningfully and spell every word correctly. I'm sure you can do this.



Gambar diambil dari :https://www.freepik.com/free-vector/flat-design-young-people-talking-different-languages-collection_6146124.htm

Silahkan kalian baca dengan keras, jika kalian memiliki teman untuk berlatih melafalkan dialog ini, tentunya akan lebih baik. Latihkan kembali intonasi kalimat pertanyaan. Kuncinya adalah berlatih **“Practice makes perfect”**.

Sebelum lanjut ke kegiatan selanjutnya. Coba kalian diskusikan dengan rekan kalian atau jawab pertanyaan-pertanyaan berikut ini terkait dialog di atas:

Apa yang mereka bicarakan?

Benar! Tentang sebuah kepercayaan (**trust**) antar teman, apakah mereka saling percaya?

Mari kita lihat percakapan tersebut.

If you trust , Let us know...it means that if you have trust on me, you can tell us anything, but if you don't, don't do anything.

Jika (Pengandaian) maka lakukan sesuatu (Imperative).

Bagaimana dengan kalimat “ If you believe, **don't be afraid** to share!” Perhatikan kedua contoh kalimat tersebut pada bagian setelah If Clause nya, adakah yang membedakan? Benar jika pola kalimat berbeda maka maknanya pun berbeda.

THINGS TO REMEMBER

1. If Clause Imperative

If Clause yang digunakan untuk meminta orang lain **memerintah** orang lain melakukan atau tidak melakukan sesuatu.

If Clause If Subject + V (Present Tense)	Imperative Sentence Verb+ Object / Don't + Verb+ Object
If you trust me	Let me know what is happening
If you gou out	Don't forget to wear a mask

2. If Clause Suggestion

If Clause yang digunakan untuk **memberikan saran** kepada orang lain.

If Clause If Subject (Present Tense)	Suggestion S + shoud + verb 1 (
If you see a crowd of people	You should keep away
If You don't know me at all	You shouldn't talk anything about me

Selamat sekarang kalian mampu membedakan makna kedua kalimat tersebut dan pola kalimatnya!

Now, take a look the dialogue below. Then, try to read aloud.

Jerry : Is it new, Jack?

Jack : Yes, but I can't use it.

Jerry : If you want to use it, read the manual first!

Jack : Ok, I follow the instruction on the manual.

Jerry : How about now?

Jack : It works, thanks for your suggestion.

Jerry : My pleasure.

Great. Kalian semakin mampu meningkatkan kemampuan membaca nyaring, melaplakan kata dengan jelas serta intonasi yang tepat. Coba latihkan dengan teman yang ada di sekitar kalian.

Now, try to answer the question. You can make a note .

Do you think that Jack has a problem?

What is it?

How to solve it? Ask his friend?

Good! Kalian mengetahui maksud dari dialog tersebut bahwa Jerry has given **order** with "**Read the instruction before you operate it !**" means that "**If you want to use it, read the instruction!**".

Practice 2. Look closely to the following conversation. Fill in the blank using the appropriate phrases in the box.

If you want to win this game, you should make a goal so quickly!	How about stopping Messi?
If you want to stop Messi, you should play better than him!	So, what should we do, sir ?

Text 1



Sumber : <https://www.kuliahbahasainggris.com/contoh-dialog-bahasa-inggris-tentang-giving-instruction-dan-artinya/>

Great. Kalian sangat luar biasa. Nah sekarang silahkan bandingkan dengan jawaban di bawah ini



Sumber : <https://www.kuliahbahasainggris.com/contoh-dialog-bahasa-inggris-tentang-giving-instruction-dan-artinya/>

What are they talking about?

Yes, you're right. They are talking about football. Namun, kita tidak akan berbicara sepakbola. Coba perhatikan gambar tersebut, saat kapan peristiwa terjadi yaitu **sebelum** permainan bola dimulai, dan mereka membicarakan strategi yang **akan dimainkan**. Kalimat-kalimat tersebut memberikan saran jika sesuatu terjadi.

Apakah kalian setuju dengan penjelasan gambar ini?

Selanjutnya perhatikan kata-kata yang dicetak tebal pada dialog tersebut, yaitu : " **If you want to win the game, you should make a goal. It means the coach gives suggestion of how to win the game.**

Now, read the grid below

If Clause	Suggestion
If you want to see the game	You should make a goal so quickly
If you want to stop Messi	You should play better than him

Practice 3

Fill in the blank with appropriate recommendation (in the box)

The image shows three men in football training gear talking on a field. The image is overlaid with several speech bubbles containing text for a practice exercise:

- Top left (orange bubble): "If the club needs a lot of money, we can sell some players, right?"
- Top center (green bubble): "If we need a new striker, we can ask Ronaldo to join."
- Center (green bubble): "I agree with you. But, Ronaldo is so expensive."
- Bottom center (green bubble): "That's right!"
- Bottom left (empty white bubble)
- Bottom right (empty white bubble)

Sumber : https://raynal.files.wordpress.com/2010/02/ulst_train5.jpg

Great, luar biasa.

Nah, bagaimana kalian membedakan antara percakapan ke satu dan ke dua? Adakah situasi yang berbeda?

Benar, bahwa untuk dialog ke dua ini bukan memberikan saran, namun memberikan kemungkinan yang dapat dilakukan. “ **If** the club need a lot of money, we **can** sell the players.

If clause	Can (Recommendation)
If we need a new striker	We can ask Ronaldo to join

Well done. Kalian semakin menguasai situasi yang tepat untuk menggunakan if clause, dengan imperative, suggestion atau recommendation.

Let's read

Sekarang kalian perhatikan **NOTICE** di bawah ini.



Anti Bullying Week – 13–17th November 2017
#AntiBullyingWeek #AllDifferentAllEqual



What information can we get? Teks tersebut jelas berbicara tentang jika kalian *bullied* secara *online*? Apa yang harus dilakukan (suggestions /actions).

1. Don't retaliate.
2. Save the evidence.
3.
4.
5.

Coba kalian perhatikan kalimat kalimat yang digunakan , pola yang sama dengan pembahasan if Clause, namun ini berupa himbauan tertulis.

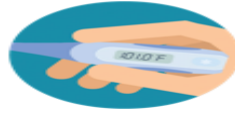
Practice 4. Read the notice closely. Then answer the questions.

If you have possible or confirmed COVID-19:

- 1. Stay home** from work and school. And stay away from other public places. If you must go out, avoid using any kind of public transportation, ridesharing, or taxis.



- 2. Monitor your symptoms** carefully. If your symptoms get worse, call your healthcare provider immediately.



1. What is the topic about?
2. What suggestion should we do if we get confirmed virus 19?
3. What situation do we have to call a doctor?
4. How we can we go out in this situation?

To answer the topic, kalian focus terhadap kondisi yang disamapaikan yaitu jika kalian terpapar virus 19. Jadi topic nya adalah If confirmed Virus 19. Jelas untuk menjawab pertanyaan selanjutnya perhatikan langkah-langkah yang ada dalam notice tersebut, perhatikan anantara situasi yang terjadi serta saran yang harus dilakukan.

Great ! **Some action we should do if we get confirmed viruses.** Mention them!

- **Stay home from** work and school
- **If you must go out, avoid using** any kind of public transportation.
- **Call your healthcare if the symptomps get worse.**

Nah, sekarang kalian semua sudah mempelajari tentang penggunaan if clause yang dikaitkan dengan saran, rekomendasi baik bahasa lisan ataupun tulisan. Mari lanjutkan ke latihan soal sebelum kalian masuk ke pembelajaran ke dua.

C. Rangkuman

Penggunaan if clause pada modul ini adalah :

1. If Clause dengan kalimat perintah (If Clause , V + object)
2. If Clause dengan kalimat memberikan saran (If Clause, S should V 1)
3. If Clause dengan kalimat memberikan rekomendasi (If Clause, You can do)
4. Notice

D. Penugasan Mandiri

Selamat, Kalian sangat luar biasa mengikuti tahapan pembelajaran ini, silahkan sekarang kalian melihat sekitar dan membayangkan sebuah kondisi tertentu, contohnya : If I want to live better, change my behavior ! Kemudian kalian latihkan dengan suara keras atau cari teman kalian untuk berlatih percakapan. Setelah itu tulsikan sebagai kata kata semangat apa saja yang kalian bisa lakukan, tentunya kalian tulis dalam bahasa Inggris.

E. Latihan Soal

Now, it is task time! Kalian akan berlatih memahami dialog berkaitan dengan ungkapan pengandaian yang diikuti saran.

Exercise : Read the dialog. Then, answer the following questions!

Mia : " Hi, Phia what are you doing?"
 Phia : "Nothing, but If you have time, just help me!"
 Mia : " Kidding me, You 're doing something right?" "What is it? "
 Phia : " I have a plan to study abroad"
 Mia : " Great, If you want to study abroad, you have to prepare from now"
 Pha : " I know for sure about that "
 Mia : " If you want to know further about studying abroad, you can browse on internet "
 Phia : " Right, just click if we need anything to know "
 Mia : " Yes it is "

1. What situation does Phia have?
2. What suggestion does Mia give?
3. Why does the internet become a recommendation?
4. What does it mean " just click if we need anything to know"?
5. How does Mia help Phia?

Congratulations! Luar biasa, Kalian mampu menjawab dengan benar. Jika kalian mampu menjawab minimal 4 soal dengan lanutan ka pembelajaran berikutnya. Jika belum tidak apa apa tetap berlatih.

Sekarang bandingkan dengan jawaban di bawah ini

1. The sitaution is about Phia's plan of studying abroad.
2. Phia has to prepare from now, and can use te nternet to find the information.
3. Internet provides any information human needs
4. It means that connect and browse, and the information comes easily as you need.
5. Mia helps Phia as long as she has time.

Sekali lagi luar biasa. Well done.

F. Penilaian Diri

Di akhir kegiatan kegiatan pembelajaran 1, silahkan Kalian mengukur sejauh mana keberhasilan kalian mengikuti pembelajaran dengan menjawab pertanyaan yang kalian tulis di buku catatan masing masing.

ASPEK	YA	TIDAK
Saya selalu mengawali kegiatan dengan berdoa		
Saya mempelajari modul ini secara sungguh-sungguh.		
Saya mengerjakan latihan dengan jujur		
Saya mengetahui pengertian fungsi if clause untuk saran, himbauan.		
Saya mengetahui struktur teks bentuk himbauan		

Saya mengetahui unsur kebahasaan yang digunakan		
---	--	--

KEGIATAN PEMBELAJARAN 2

Let's do it

A. Tujuan Pembelajaran

Setelah kegiatan pembelajaran 2 ini diharapkan :

1. Siswa mampu berkomunikasi untuk menyampaikan saran, ajakan dalam situasi tertentu.
2. Siswa mampu menyusun himbauan, ajakan, pengumuman tertulis

B. Uraian Materi

Pada materi ini, Kalian akan berlatih berkomunikasi untuk menggunakan kalimat pengandaian yang diikuti kalimat saran yang dipelajari pada kegiatan pembelajaran ke 1. Masih ingatkan ?

Let's talk

Practice 1. Look carefully to the following conversation. Read it out loudly and practice this conversation by yourself.



Sumber : <https://lindseypollak.com/how-to-and-how-not-to-ask-for-advice/>

Practice 2. Based on the conversation above, there are some facts that you can find and fill in the blank with suitable phrases. Write on your note book.

The young man **asks** his teacher to give , Then, the teacher tells some tips if he wants to make a summary; first,and , Further if he becomes the best, he

Welldone! Sekarang mari bersama sama bandingkan dengan jawaban di bawah ini. The young man **asks** his teacher to give **suggestion** , Then, the teacher tells some tips if he wants to make a summary; first, **read** the text .and **find** the key words, Further if he becomes the best, he should practice a lot.

Practice 3 . Look carefully to the situation. Then, complete the conversation by matching the bubble in the right with the bubble in the left.

This situation is taken related to how to prevent if you are infected by covid – 19.

If you are alone

You should use a separate bathroom

If you get infected COVID-19 As much as possible

You should wear a **mask** over your nose and mouth

stay in a specific room and away from other people

If you must be around other people or animals nose and mouth


You don't need to wear the mask

If you stay at home

Complete the conversations with suitable utterances above. Look at the example and act out!

What should I do if get infected COVID 19?

Stay in a specific room and away from other people



If I stay at home, what should I do?


.....



If I stay alone, so?

.....





Sumber : <https://stock.adobe.com/tr/images/>

Great. You must be awesome. Bandingkan dengan jawaban di bawah ini.

If you are alone, you don't need to wear a mask

If you get infected COVID-19 As much as possible, stay in a specific room and away from other

You should wear a mask over your nose and mouth If you must be around other people or animals nose and mouth

If you stay at home, you should use a separate bathroom

Let's write

Practice 4

Read closely lists of action provided. Then choose appropriate condition related to

CONDITION
If you are considering taking an online course, you can do

If you want to be successful in your life, you should.

What to do if you are experiencing cyber bullying

What to do if you are being bullied

- If you are being bullied, don't keep it as a secret. Ask friends or adults for help.
- Report all bullying incidents to your teacher, guidance counselor, or other authorities.
- There is no reason for you to ever put up with bullying. Think about who you can ask for help, starting with your family, friends, and teachers.
- Keep a journal and write down how you're being bullied, who is doing it, and when it happens.
- Save bullying messages, pictures, or copies of conversations.

- Take care of your body. It's the only place you have to live
- Take great opportunities, or make your dreams come true.
- Don't be afraid to fail, and certainly don't be afraid to succeed.
- Give Up Your Excuses

- Speak up if someone sends you a text, tweet or email that makes you uncomfortable.
- Tell someone, a friend, a trusted adult like your teacher, or a family member.
- Save bullying messages, pictures, or copies of conversations.
- Inform your Internet or cell phone service provider, social network site administrator or the appropriate authorities (teacher, principals, police personnel).

- Make time schedule for studying every day
- Ensure when you work, you are free of temptation.
- Put your phone away when you're studying, so you're not tempted to chat with friends on social media or surf the web,
- Don't forget to take regular breaks when you are studying.
- Take regular breaks away from your computer screen, eat a balanced diet and get plenty of sleep to keep refreshed.

--

Silahkan baca list tersebut dengan seksama, cari kata kunci yang menerangkan aktifitas tersebut. Contoh : **Time schedule akan berhubungan dengan kegiatan belajar (study/learn).**

Sekarang coba lagi untuk mengisi kondisi apa yang sesuai untuk mengisi table di atas.

Great. Kalian sudah mengerjakan dengan tepat.

Silahkan lihat penjelasan di lembar penjelasan (Halaman terakhir)

Selamat, jika kalian mengalami kesulitan, baca dan pelajari kembali materi materi pembelajaran sebelumnya.

C. Rangkuman

Dalam mengomunikasikan pengandaian yang diikuti kalimat saran, perlu memperhatikan konteks dan tujuannya.

D. Latihan Soal


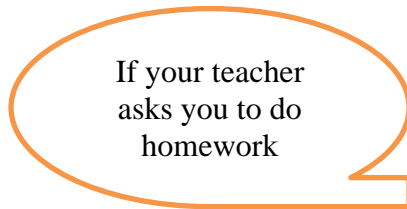
Exercise 2. Complete the following dialogue with your own words.

If you want to be a famous artist

If my computer doesn't work

You have to see a doctor,

If you see an accident



E. Penilaian Diri

Di akhir kegiatan kegiatan pembelajaran 2, silahkan Kalian mengukur sejauh mana keberhasilan kalian dalam mengikuti pembelajaran dengan menjawab pertanyaan yang kalian tulis di buku catatan masing masing.

Nah, untuk menambah kosa kata kalian, sekarang tuliskan di buku catatan masing masing jika ada kosa kata yang tidak dipahami kemudian silahkan cari makna kata tersebut dan buat contoh kalimat baru.

ASPEK	YA	TIDAK
Saya selalu mengawali kegiatan dengan berdoa		
Saya mempelajari modul ini secara sungguh-sungguh.		
Saya mengerjakan latihan dengan jujur		
Saya dapat menyusun dialog untuk menyampaikan pengandaian dengan saran tertentu.		
Saya dapat menyusun kalimat himabuan tertulis secara benar.		

EVALUASI

Petunjuk Umum

1. Tulis nomor dan nama kalian pada lembar jawaban.
2. Periksa dan bacalah soal-soal dengan teliti sebelum kalian menjawab.
3. Dahulukan menjawab soal-soal yang dianggap mudah.
4. Kerjakan pada lembar jawaban yang disediakan.
5. Bentuk soal pilihan ganda dengan 10 butir soal.
6. Penggunaan kamus tidak diperbolehkan.
7. Periksalah pekerjaan kalian sebelum diserahkan kepada guru pamong.

Petunjuk Khusus

1. Pilihlah salah satu jawaban yang paling tepat dengan menghitamkan pada salah satu huruf A, B, C, D atau E dilembar jawaban.
2. Untuk membetulkan jawaban, hapuslah dengan karet penghapus sampai bersih kemudian hitamkan jawaban yang benar.

Soal 1-5 pilih respons yang tepat

1. Anita : “ What do you do if you want to become a famous youtuber? “
Anisa :
A. You should follow Atta Halilintar
B. You follow Atta Halilintar
C. You are following Atta Halilintar
D. You have followed Atta Halilintar
E. You are going to follow Atta Halilintar
2. Teti : If I have another chance to win, what should I do?
Tita : ...
A. “ You might only have one match “

- B. " You should be more confident to win "
C. " You can win someday "
D. " You have to think before playing"
E. " You have to give the chance to other"
3. Nadine : " I have to wear a thick jacket, right!"
Nahdan : " Yes,"
A. If you go out now
B. If you study abroad
C. If the cold wind comes
D. If the sun shines
E. If the weather comes unpredictably
4. Shanty : " If you arrive here, "
Shinta : " Sure!"
A. " read the train schedule!"
B. " ask the police right away!"
C. " change the schedule "
D. " let me know "
E. " take a bus"
5. Ani : " If you feel hard to breathe "
Beni : " "
A. I should contact a doctor
B. I should wear a mask
C. I can see a doctor
D. I possibly go to hospital
E. I should take a pill

The text is for no 6 – 8

- Tonny : " Hi, Dick what's going on? You look so confused "
Dick : " I have a little bit problem with my new gadget "
Tonny : " If you believe in my skill, let me check your gadget "
Dick : " I believe you, but I don't read the instruction yet"
Tonny : " Oh If you buy a new device, you have to read the instruction first"
Dick : " I agree but all are written in English"
Tonny : " If you don't understand the instruction, I can help you to explain it "
Dick : " That's very kind of you"
" And if we finish to set up the device, we can have coffee out"
Tonny : " That's lovely , let's do it"
6. Why does Dick look so confused?
A. He has bought a new device.
B. He can't operate her new gadget.
C. He can't read the instruction.
D. The instruction is written in English.
E. He has a problem
7. Which statement is correct related to the text?
A. Tonny is skillful in technic.
B. Tonny is good at English.
C. Dick knows how to set up the device.
D. They have a plan to have coffee.

- E. Dick give solution for Tono's problem
8. "If you buy a new device, you have to read instruction first ". This sentence means that...
- A. We can operate the new device without reading the instruction.
 - B. All instructions are written in English.
 - C. Reading the instruction helps us to set up a new device.
 - D. Read the instruction unless we can't set up a new device,
 - E. Reading the instruction is only for beginners
9. Read this lyric!
'Cause you only need the light if it's burning low"
What do the lyrics remind of?
- A. Everything must be everlasting
 - B. Everything must be defended
 - C. Everything is needed as it is
 - D. No one can't live forever
 - E. Always ready for losing anything
10. Andy : " Don't be selfish, Eddy!"
Eddy : " I' m not selfish,I just want she always cares of me!"
Andy : " Don't you realized , just listen this part,....."
- A. " if you remember her"
 - B. " if you don't tell me anything".
 - C. " if you're missing home."
 - D. "if you think of me "
 - E. "if you know so well"

KUNCI JAWABAN DAN PEMBAHASAN EVALUASI

I. Penilaian Mandiri

Silahkan Anda diskusikan dengan teman Anda bagaimana percakapan yang dibuat dan nilailah praktiknya.

Rubrik Penilaian Keterampilan Unjuk Kerja (*Role Play*)

Kriteria	Skor	Indikator
Comprehension	5	Understands everything, no adjustments in speed or vocabulary are needed
	4	Understands nearly everything at normal speed, though occasional repetition may be necessary
	3	Understands fairly well at slower-than-normal speed with some repetition
	2	Obviously has trouble understanding, frequent adjustments in speed and vocabulary are necessary
	1	Understands only very general conversational subjects at slow speed with frequent repetition
Pronunciation	5	Speaks with few (if any) traces of "foreign accent"
	4	Pronunciation understandable, but one is always conscious of a definite "accent"
	3	"Foreign accent" necessitates concentrated listening and leads to occasional misunderstanding. Words and sentence must sometimes be repeated
	2	Many serious errors in pronunciation (e.g., still sounds like steel, laws sounds like loss), word accent (words are frequently accented on the wrong syllable), and sentence pitch (statements have the "melody" of questions, etc.). Frequent repetitions are required
	1	Very hard to understand because of sound, accent, pitch difficulties
Grammar and word order	5	Uses English with few (if any) noticeable errors of grammar or word-order

Kriteria	Skor	Indikator
	4	In general uses "good English", but with occasional grammatical or word-order errors which do not, however, obscure meaning (e.g., "I am needing more English", "he gave to me the letter".)
	3	Meaning occasionally obscured by grammatical and/or word-order errors
	2	Grammatical usage and word-order definitely unsatisfactory, frequently needs to rephrase constructions and/or restricts himself to basic, structural patterns (e.g., uses the simple present tense where he should use past or future)
	1	Errors of grammar and word-order make comprehension quite difficult.
Vocabulary	5	Use of vocabulary and "idioms" is virtually that of a native speaker of English
	4	Rarely has trouble expressing himself with appropriate vocabulary and "idioms"
	3	Sometimes uses inappropriate terms and/or round-about language because of inadequate vocabulary
	2	Frequently uses the wrong words, speech limited to simple vocabulary
	1	Misuse of words and very limited vocabulary make comprehension quite difficult
Genreal speed of speech and sentence length	5	Speech speed and sentence length are those of a native speaker
	4	Speed of speech seems to be slightly effected by language problems
	3	Both speed of speech and length of utterance are apparently affected by language difficulties and limitations or by native language habits
	2	Speed of speech and length of utterance seem strongly affected by language difficulties and limitations or by native language habits
	1	Speed of speech and length of utterance are so far from normal as to make conversation quite difficult

Nilai = $\frac{\text{skor perolehan}}{\text{jumlah skor}} \times 100$

Contoh: $\frac{20}{25} \times 100 = 80$

II. Latihan Soal

Jika respon yang ditulis sesuai dengan rubrik di bawah ini :

Aspek	Skor
Terdapat kata should, can	1
Kata kerja yang digunakan bentuk pertama	1

Kata kerja sesuai dengan pernyataan	1
Jumlah	3

$$\left(\frac{\text{Jumlah skor per nomor} \times 5}{15} \right) \times 100 = \text{Nilai}$$

Jika nilai yang diperoleh di bawah 75, lakukan pembelajaran kembali dari awal sebelum melanjutkan ke evaluasi.

Latihan Soal 2

What to do if you are being bullied

- If you are being bullied, don't keep it a secret. Ask friends or adults for help.
- Report all bullying incidents to your teacher, guidance counselor, or other authorities.
- There is no reason for you to ever put up with bullying. Think about who you can ask for help, starting with your family, friends, and teachers.
- Keep a journal and write down how you're being bullied, who is doing it, and when it happens.
- Save bullying messages, pictures, or copies of conversations.

What to do if you are experiencing cyber bullying

- Speak up if someone sends you a text, tweet or email that makes you uncomfortable.
- Tell someone, a friend, a trusted adult like your teacher, or a family member.
- Save bullying messages, pictures, or copies of conversations.
- Inform your Internet or cell phone service provider, social network site administrator or the appropriate authorities (teacher, principals, police personnel).

If you want to be successful in your life, you should...

- Take care of your body. It's the only place you have to live
- Take great opportunities, or allow your dreams to become realities
- Don't be afraid to fail, and certainly don't be afraid to succeed.
- Give Up Your Excuses

If you are considering taking an online course, you can do

- Schedule time every day to study
- Ensure when you work, you are free of temptation.
- Put your phone away when you're studying, so you're not tempted to chat with friends on social media or surf the web,
- Don't forget to take regular breaks when you are studying.

- Take regular breaks away from your computer screen, eat a balanced diet and get plenty of sleep to keep refreshed.

III. Evaluasi

KUNCI JAWABAN

NO	JAWABAN	NO	JAWABAN
1	A	6	B
2	B	7	B
3	C	8	C
4	D	9	B
5	A	10	A

Jawaban benar diberikan skor 1, jika salah diberikan skor 0

Nilai = Jumlah skor benar X 100

DAFTAR PUSTAKA

<https://genius.com/>

<https://www.utrechtindialog.nl/en/meetings/training-to-facilitate-a-dialogue-2020-06-30/>

<https://stock.adobe.com/tr/images/>

https://raynal.files.wordpress.com/2010/02/ulst_train5.jpg

https://www.freepik.com/free-vector/flat-design-young-people-talking-different-languages-collection_6146124.htm

<https://www.kuliahbahasainggris.com/contoh-dialog-bahasa-inggris-tentang-giving-instruction-dan-artinya/>

https://www.freepik.com/free-vector/flat-design-young-people-talking-different-languages-collection_6146124.htm



KEMENTERIAN PENDIDIKAN DAN KEBUDAYAAN
DIREKTORAT JENDERAL PENDIDIKAN ANAK USIA DINI,
PENDIDIKAN DASAR DAN PENDIDIKAN MENENGAH
DIREKTORAT SEKOLAH MENENGAH ATAS
2020



Modul Pembelajaran SMA

Bahasa Inggris



KELAS
XII



FOLLOW THE INSTRUCTIONS
TEKS PROSEDUR
BAHASA INGGRIS KELAS XII

PENYUSUN
Dian Rahmawati, S.Pd., M.M
SMA Negeri 1 Jalancagak

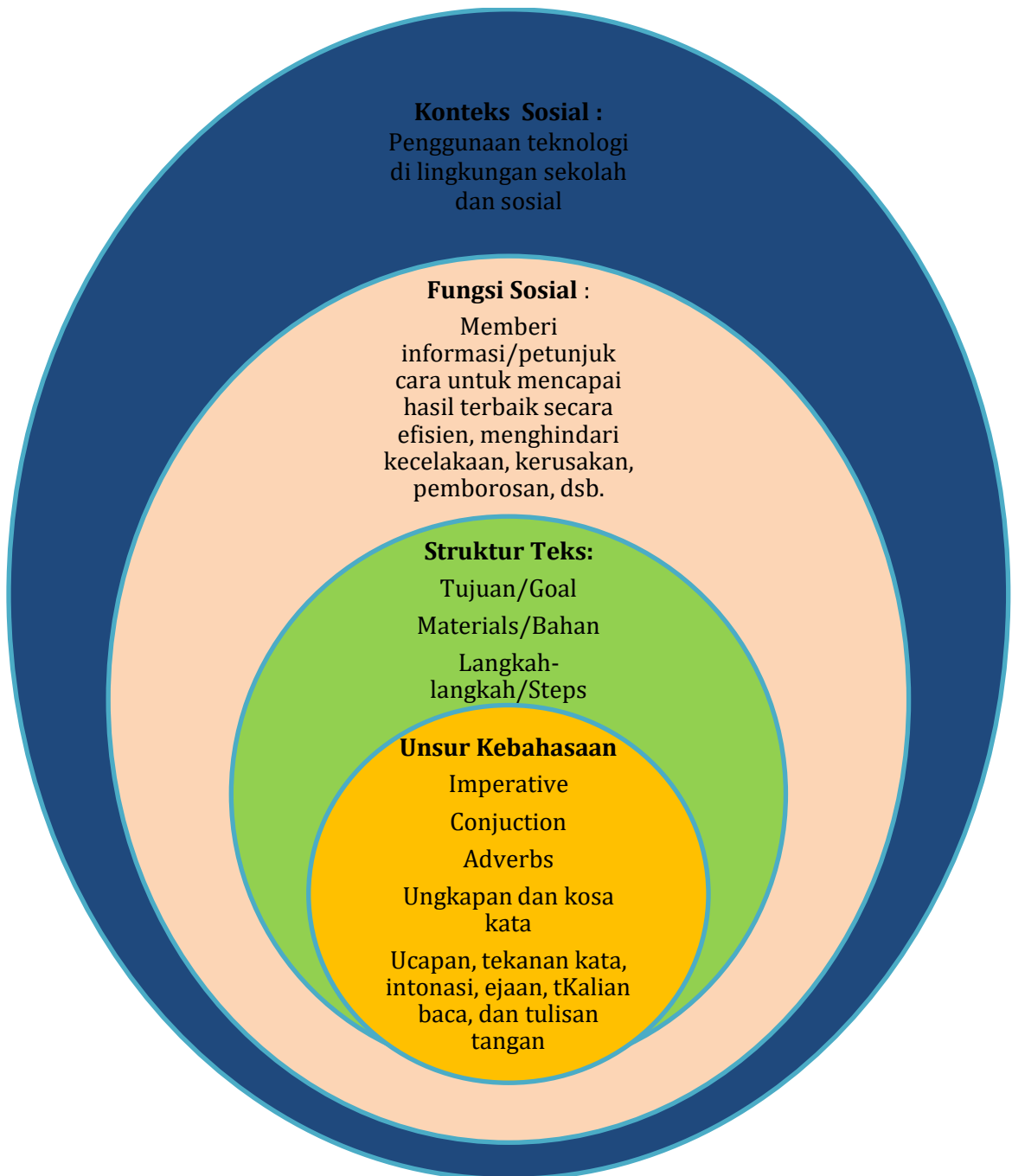
DAFTAR ISI

PENYUSUN	2
DAFTAR ISI	3
GLOSARIUM.....	4
PETA KONSEP.....	5
PENDAHULUAN	6
A. Identitas Modul	6
B. Kompetensi Dasar	6
C. Deskripsi Singkat Materi	6
D. Petunjuk Penggunaan Modul	6
E. Materi Pembelajaran	7
LEARNING ACTIVITY1	Error! Bookmark not defined.
A. Tujuan Pembelajaran	8
B. Uraian Materi	8
1. Social Function of Prosedur Text.....	Error! Bookmark not defined.
2. Text structures of a procedure	Error! Bookmark not defined.
3. The grammatical features of a prosedur text ..	Error! Bookmark not defined.
C. Rangkuman	14
D. Penilaian Diri	19
LEARNING ACTIVITY 2	20
A. Tujuan Pembelajaran	20
B. Uraian Materi	20
1. Imperative	20
2. Must and Mustn't.....	20
3. Sentence Connectors for telling Actions in Order.	20
4. Adverbs	21
C. Rangkuman	22
D. Latihan Soal	22
E. Penilaian Diri	26
EVALUASI	27
DAFTAR PUSTAKA	31

GLOSARIUM

Prosedur	: teks yang berisi cara, tujuan, untuk memuat atau melakukan sesuatu dengan langkah-langkah berurutan untuk mencapai tujuan yang diinginkan.
Instruction	: instruksi/petunjuk
Manual	: Petunjuk praktis tentang cara kerja suatu alat atau piranti tertentu
Tips	: Petunjuk praktis tentang cara kerja suatu alat atau piranti tertentu
Goal	: Hasil yang ingin dicapai
Material	: Bahan -bahan yang dibutuhkan dalam teks prosedur
Step	: Langkah-langkah yang harus dikerjakan dalam teks prosedur
Imperative Sentence	: Kalimat perintah
Writing Organizer	: Alat bantu untuk menyusun rancangan teks
Draft	: Rancangan yang dibuat sebelum menyusun teks

PETA KONSEP



PENDAHULUAN

A. Identitas Modul

Mata Pelajaran	: Bahasa Inggris
Kelas	: XII
Alokasi Waktu	: 4 x 45 Menit
Judul Modul	: Follow The Instructions

B. Kompetensi Dasar

- 3.6. Membedakan fungsi sosial, struktur teks, dan unsur kebahasaan beberapa teks prosedur lisan dan tulis dengan memberi dan meminta informasi terkait manual penggunaan teknologi dan kiat-kiat (*tips*), pendek dan sederhana, sesuai dengan konteks penggunaannya.
- 4.6.1. Menangkap makna secara kontekstual terkait fungsi sosial, struktur teks, dan unsur kebahasaan teks prosedur lisan dan tulis, dalam bentuk manual terkait penggunaan teknologi dan kiat-kiat (*tips*).
- 4.6.2. Menyusun teks prosedur, lisan dan tulis, dalam bentuk manual terkait penggunaan teknologi dan kiat-kiat (*tips*), dengan memperhatikan fungsi sosial, struktur teks, dan unsur kebahasaan, secara benar dan sesuai konteks

C. Deskripsi Singkat Materi

Apa yang kalian lakukan ketika mengalami kesulitan dalam mengoperasikan telepon seluler yang baru kalian beli? Atau kalian kebingungan ketika orang tua kalian meminta bantuan menggunakan teknologi seperti mesin cuci, printer, peralatan memasak, dan sebagainya. Perhatikan instruksi berikut ini, *First touch the camera icon on the screen, next, hold up phone facing person or item you want to take a photo of, then be prepared to take the snapshot, Get ready, Finally touch the camera icon to take the photo.*

Menurut kalian, apakah tujuan dari instruksi tersebut ingin memberikan informasi untuk melakukan langkah-langkah yang tepat dalam menggunakan kamera di *hand phone*? Ya benar sekali. Instruksi tersebut merupakan manual dalam mengoperasikan kamera *hand phone*. Teks yang menginformasikan serangkaian instruksi berupa langkah-langkah untuk menggunakan hasil teknologi disebut prosedur. Teks prosedur banyak ditemukan dalam kehidupan sehari-hari dan sangat penting untuk dipelajari karena bermanfaat dalam kehidupan kalian.

Pada modul ini kalian akan mempelajari teks prosedur dengan berlatih menerapkan manual dan tips -tips terkait penggunaan teknologi dalam konteks kehidupan sehari-hari. Untuk mencapai kompetensi dasar (KD) ini, kalian perlu menyimak dan membedakan beberapa teks prosedur terkait manual dan tips serta menggunakannya dalam bentuk latihan terstruktur, dan kemudian membiasakan diri untuk menerapkannya dalam kehidupan sehari-hari.

D. Petunjuk Penggunaan Modul

Pada modul ini kalian akan diajak berlatih untuk mampu membedakan, serta menangkap makna dan menyusun teks prosedur terkait manual penggunaan teknologi dan kiat-kiat (*tips*) . Silahkan perhatikan petunjuk penggunaan modul berikut ini :

1. Modul ini dapat kalian pelajari secara mandiri atau kelompok, baik di sekolah maupun diluar sekolah

2. Silahkan kalian pelajari modul ini dengan menyimak, membaca, melihat dan mengamati contoh-contoh dari berbagai sumber belajar atau Kalian dapat mengakses video dan situs di internet.
3. Berdiskusi, belajar, berlatih, bertukar informasi akan memberikan dampak positif terhadap kemajuan belajar kalian.
4. Membaca, menirukan bunyi, berlatih berbicara dan menulis tanpa khawatir membuat kesalahan adalah salah satu langkah dalam proses pembelajaran.
5. Kerjakan tugas dan Latihan. Setelah itu, silahkan kalian cermati hasilnya sehingga kalian mengetahui kelebihan dan kekurangannya.
6. Jika kalian mengalami kesulitan, diskusikan kembali dengan teman dan jika masih belum mendapatkan jawaban yang kurang memuaskan tanyakan kepada guru atau pakar lainnya.

E. Materi Pembelajaran

Modul ini terbagi menjadi **2** kegiatan pembelajaran (*Learning Activity*) dan di dalamnya terdapat uraian materi, contoh teks, soal latihan dan soal evaluasi.

Pada *Learning Activity 1* Kalian diajak berlatih penguasaan kemampuan membaca sedangkan pada *Learning Activity 2* akan berlatih kemampuan menulis. Materi pembelajaran yang akan digunakan dalam *Learning Activity 1* dan *Learning Activity 2* adalah:

- **Fungsi sosial**

Memberi informasi/petunjuk cara untuk mencapai hasil terbaik secara efisien, menghindari kecelakaan, kerusakan, pemborosan, dsb.

- **Struktur text**

- Tujuan
- Bahan/material
- Langkah-langkah (*steps*)

- **Unsur kebahasaan**

- Tata bahasa: kalimat *imperatif*, *negatif* dan *positif*
- Ungkapan dan kosa kata yang lazim digunakan dalam manual dan tip
- Nomina singular dan plural dengan atau tanpa *a*, *the*, *this*, *those*, *my*, *their*, dsb.
- Ucapan, tekanan kata, intonasi, ejaan, tKalian baca, dan tulisan tangan

KEGIATAN PEMBELAJARAN 1

A. Tujuan Pembelajaran

Setelah kegiatan pembelajaran 1 ini kalian diharapkan mampu:

- menganalisis fungsi sosial, struktur teks dan unsur kebahasaan teks prosedur terkait manual penggunaan teknologi dan kiat-kiat (*tips*).
- membedakan fungsi sosial, struktur teks dan unsur kebahasaan beberapa teks prosedur terkait manual penggunaan teknologi dan kiat-kiat (*tips*).
- menangkap makna teks prosedur terkait fungsi sosial, struktur teks, dan unsur kebahasaan.

B. Uraian Materi

Pada Kegiatan Pembelajaran 1 (*Learning Activity 1*) ini kalian akan diajak membaca beberapa teks prosedur terkait manual penggunaan teknologi dan kiat-kiat (*tips*) dengan tujuan yang berbeda. Secara sekilas, ada beberapa teks yang nampaknya sama-sama menginformasikan cara menggunakan sesuatu. Tetapi ternyata mempunyai tujuan yang berbeda terlihat dari kalimat yang digunakan oleh penulis.

Seperti yang kita ketahui, bahasa membawa beribu makna tergantung konteksnya dan pemilihan kalimat. Jadi sangat penting mempunyai kemampuan literasi agar tidak terjadi kesalahpahaman akan suatu informasi. Mari berlatih memahami beberapa teks prosedur terkait manual penggunaan teknologi dan kiat-kiat (*tips*) berikut ini.

Practice 1 : Name the following tools. Then, match the description (function) of each.



Sumber : electronic.co.id

1



Sumber : id.pngtree.com

2



Sumber : dekoruma.com

3



Sumber : ipeyato.wordpress.com

4



Sumber : belanja.com

5

- a. An electrical device for making toast.
- b. An automated kitchen appliance designed to boil or steam rice.
- c. An electric mixing machine used in food preparation liquefying, chopping and pureeing ingredients.
- d. A device that accepts text and graphic output from a computer and transform information to paper.
- e. A computer that is portable and suitable for use while traveling.
- f. A device for recording visual images in the form of photograph, film or video signals.

Bagaimana? Kalian bisa mudah menjawabnya, kan? Good. Coba betulkan jika Kalian masih salah menyebutkan barang-barang hasil teknologi di atas.

Nama-nama benda tersebut adalah: yang pertama **Blender**, kemudian **Laptop**, berikutnya **Rice Cooker**, yang no 4 **Printer** dan yang terakhir **Toaster**.

Kemudian bagaimana dengan jawaban fungsi dari masing-masing peralatan tersebut? Coba kita samakan ya!

Picture Number	Sentence Number
1	c
2	e
3	b
4	d
5	a

Nah sekarang mari coba membaca informasi tentang teks *prosedur* terkait manual dan kiat-kiat (*tips*) berikut dan berlatih menganalisis fungsi sosial, struktur teks, dan unsur kebahasaan teks *prosedur* tersebut dengan menjawab pertanyaan-pertanyaan terkait teks tersebut.

Practice 2:

- 1) First, you will read silently to understand the procedure texts below. Make sure that you know the meaning of every word. If you find some words that you do not understand their meaning yet. Then, consult the dictionary. (*Baca dalam hati untuk memahami makna dari teks prosedur berikut*).
- 2) Second, read each text (text 1 and 2) loudly as if you are giving the instructions and take a note on your book. If possible, record your voice. (*Baca dengan nyaring seolah-olah Kalian sedang memberikan instruksi dan jika memungkinkan rekamlah suara kalian*).

Text 1



Sumber: pricebook.co.id

“How to Insert Sim Card Cellphone”

Cellphone is a modern communication device which connects one to the others by voice, written message and data. However, this device cannot work until the SIM card is inserted. When inserting the SIM Card to cellphone, make sure that the cellphone has been switched off and follow the directions bellow :

1. First of all, press the locking catch and slide the cover then lift it off the phone.
2. After that, push two catches in the opposite directions and remove the battery.
3. Next, slide the SIM card carefully into the slot and make sure that the golden connect arson are facing to the connector of the phone.
4. Then, put the battery and align it until snaps into its place.
5. Finally, insert the two catches of the back cover corresponding slot in the phone and slide the cover forward button of the phone until locks into place. Don't forget to switch on the cellphone. Wait until it is ready to use.

Text 2



Sumber : id.wiki how.com

How to Cook Rice In A Rice Cooker

- First, rinse a cup of rice in cold water. Rub the rice softly under the running water. Do not rub the rice too long, because it will lose the nutrients. Wash the rice once again. Then drain the water from the rice.
- Next, add a cup of water. If you cook rice using an electronic rice cooker, pay attention to the water ratio. The rice and the water ratio is usually 1 part rice to 1 part water.
- Then, place the cooking pot in the rice cooker properly. Cover the pot. Select the cooking button right after the light on the rice cooker turns.
- Finally, when the rice has been cooked and is resilient, flip through the rice very gently using a rice spatula

Apakah Kalian sudah paham dengan kedua teks *prosedur* di atas? Great. Jika Kalian membacanya dengan serius kalian akan mudah untuk memahaminya. Sekarang, Kalian akan mempelajari tiga unsur pembentuk teks prosedur yaitu fungsi sosial, struktur teks dan unsur kebahasaan yang akan dijelaskan sebagai berikut:

1. Fungsi Sosial

Kalian tentu sudah paham isi teks prosedur terkait manual dan kiat-kiat (tips) tadi bukan? Good job. Teks prosedur memiliki beberapa fungsi sosial diantaranya untuk memberi informasi/petunjuk cara untuk mencapai hasil terbaik secara efisien, menghindari kecelakaan, kerusakan, pemborosan, dsb. Nah, sekarang mari analisa fungsi sosial teks prosedur dengan menjawab pertanyaan berikut.

Practice 3: Read those texts (Text1 and 2) one more time then answer these questions.

- a. What are those texts about?
- b. Who will probably need to read the texts?
- c. What are the purpose of the texts?
- d. What is the benefit of reading the texts?

Saya yakin Kalian dapat menjawab pertanyaan – pertanyaan tadi dengan baik. Untuk lebih yakin akan jawaban Kalian, mari kita bahas bersama-sama.

Question 1

- a. What are those texts about?

Dari judul teks di atas kita bisa melihat bagaimana informasi diberikan kepada pembaca tentang cara memasukkan *sim card* ke dalam *cellphone* serta cara memasak menggunakan *rice cooker* melalui tahapan-tahapan yang harus diikuti. Maka Jawabannya: ***The text is about the information on how to insert simcard cellphone and how to cook rice in a rice cooker.***

Question 2

- b. Who will be probably need to read the texts?

Pertanyaan menggunakan kata tanya “who” maka untuk menjawab pertanyaan ini Kalian perlu memikirkan siapa yang membutuhkan informasi ini.

Maka Jawabannya: ***Everyone who has cellphone and everyone who will cook rice in rice cooker will need to read this text***

Question 3

- c. What is the purpose of the texts?

Tujuan teks prosedur bisa dilihat bagaimana penulis memberikan informasi berupa cara/instruksi yang harus diikuti agar hasil yang dicapai efisien. Oleh sebab itu

perhatikan kalimat awal yang digunakan selalu mengandung kata kerja imperatif berupa perintah yang digunakan di setiap tahapan.

Maka jawabannya: *The purpose of each text is to tell how something is done/accomplished through the sequence of steps.*

Question 4

d. What is the benefit of reading the texts?

Manfaat membaca teks tentu terkait dengan informasi yang diberikan sehingga pembaca mendapatkan informasi untuk menggunakan informasi tersebut sesuai dengan yang diberikan dengan efisien.

Maka jawabannya:

The benefit of reading this text is the readers will know how to insert simcard cellphone and how to cook using rice cooker.

Nah, sekarang Kalian sudah lebih paham terkait fungsi sosial teks prosedur. Selanjutnya kita analisa struktur teks dan unsur kebahasaan dari teks prosedur dengan mengamati tabel berikut yang sudah dikerjakan untuk kalian.

2. Struktur Teks

Practice 4: Read text 1 then analyze its structure using this table.

Parts of the Text	Functions of the Parts
Goal : To tell how to insert sim card cellphone	Showing the purpose of the text
Materials/tools (not required for all prosedurs text) :-	Telling the material needed
Step : 1. First of all, press the locking catch and slide the cover then lift it off the phone. 2. After that, push two catches in the opposite directions and remove the battery. 3. Next, slide the SIM card carefully into the slot and make sure that the golden connect arson are facing to the connector of the phone. 4. Then, put the battery and align it until snaps into its place. 5. Finally, insert the two catches of the back cover corresponding slot in the phone and slide the cover forward button of the phone until locks into place	Describing the steps to achieve the purpose

Untuk lebih memahami mengenai struktur dari sebuah teks prosedur, lakukan analisis yang sama untuk Teks 2. Ayo kita mulai.

Parts of the Text	Functions of the Parts
Goal :	Showing the purpose of the text
Materials/tools (not required for all prosedurs text) :-	Telling the material needed
Step :	Describing the steps to achieve the purpose

Sekarang, apakah Kalian sudah paham dengan bagian-bagian yang ada di kedua teks *prosedur* di atas? Great. Jika Kalian membacanya dengan serius Kalian akan mudah untuk memahaminya. Sekarang, Kalian akan mempelajari ciri kebahasaan yang ada dalam teks prosedur.

3. Unsur Kebahasaan

Practice 5: Read text again then analyze its structure using this table.

Example:

Text 1

To compose a prosedur text , you will need :

- **Present Tenses (imperatives)**
 e.g Press the locking catch
 Put the battery
 Slide the cover forward button of the phone
 Do not use ammonia in the same wash.
- **Action Verbs**
 e.g Push, insert, remove
- **Number to show the sequences**
 e.g First, second, third, ...
 1. 2,3,4,5, ...
 At first, then, next, finally,...
- **Adverb**
 e.g slowly, usually, warmly.

Now, read Text 2 once again. Do the same ways as you did for Text 1. Analyze its structure using by completing the following table.

Text 2

To compose a prosedur text , you will need :

- **Present Tenses (imperatives)**
 e.g

- **Action Verbs**
 e.g

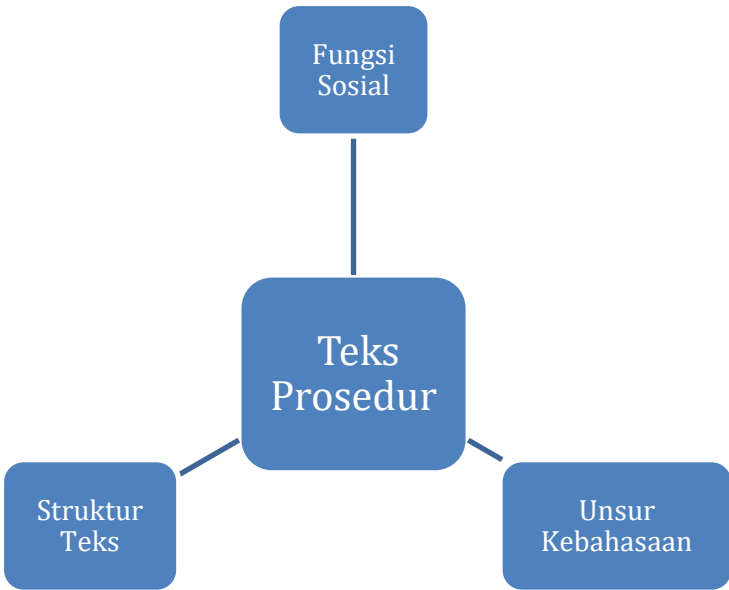
- **Number to show the sequences**
 e.g

- **Adverb**
 e.g

Apakah sekarang kalian sudah memahami fungsi sosial, struktur teks, dan unsur kebahasaan yang ada dalam teks prosedur berbentuk kiat (tips)? Untuk mengingat kembali apa saja yang sudah Kalian pelajari, mari kita baca dan catat kembali rangkuman materi pada kegiatan belajar ini.

C. Rangkuman

- Prosedur text adalah teks yang dirancang untuk menggambarkan bagaimana sesuatu dilakukan/dicapai melalui urutan tindakan atau langkah-langkah.
- Ada tiga unsur pembentuk teks prosedur seperti bagan dibawah ini:



```

    graph TD
      A[Fungsi Sosial] --- B[Teks Prosedur]
      C[Struktur Teks] --- B
      D[Unsur Kebahasaan] --- B
    
```

- Teks prosedur memiliki fungsi sosial untuk menggambarkan suatu perintah atau instruksi tentang bagaimana sesuatu dilakukan/dicapai sesuai urutan atau langkah-langkah yang benar.
- Struktur teks prosedur terdiri dari *Goal, Material* dan *Step*.
- Unsur kebahasaan yang terdapat dalam teks prosedur meliputi: *present tense, imperative, action verb, connectives* dan *adverb*.

Agar lebih mahir dalam menangkap makna berbagai teks prosedur terkait manual penggunaan teknologi dan kiat-kiat (tips), mari berlatih melakukan hal yang sama untuk teks berikut ini.

How to Use Glue Gun

1. First, check and clean the glue gun from any old glue clogging in the nozzle.
2. Second, put the glue stick into the gun nozzle.
3. Third, insert the plug into the electricity socket.
4. Fourth, prepare a sheet of paper and put the glue gun on it.
5. Fifth, wait until the gun get warmer.
6. Sixth, squeeze the trigger gently to check if the glue stick has changed into liquid form.
7. Finally, you can apply it on any surface that you want to stick by using this glue gun.

Practice 6: Read text above carefully. Then, complete the following table.

Questions	Text: How to Use Glue Gun
Topic	
Target reader	
Purpose	
Benefit	

Practice 7: Read the text once more. Then, analyze its structure by completing this table.

Parts of the Text	Functions of the Parts

Practice 8: Read the text. Then, analyze its grammatical features using this table.

Grammatical Features	
Imperative	
Action Verb	
Connective	
Adverb	

Bagaimana dengan kegiatan latihan yang baru saja kalian kerjakan? Kalian bisa menjawabnya dengan mudah bukan? Well done. Kita lihat ya bagaimana hasil analisis kalian untuk mengisi ketiga kegiatan di atas.

Untuk practice 6, the topic is **how to use glue gun**, target readers are **people who will use glue gun**. Bagaimana dengan purpose? Ya the purpose of the text is **telling how to use glue gun through a sequence of actions**. Dan untuk benefit of reading the text is **the readres get information** to use glue gun.

Berikutnya, kita beralih ke practice 7, coba Kalian lihat analisis struktur teksnya, yang pertama adalah goal: **how to use glue gun**. Materials/tools needed: **glue sticks and glue gun**, dan **there are seven steps** diawali dengan kalimat yang berisi kata first dan diakhiri oleh kalimat yang ditkaliani dengan kata finally.

Practice 8 menuntut kalian menganalisis grammatical featuresnya dan yang bisa kita temukan meliputi; **Imperative** seperti check and clean the glue gun, put the glue stick into the gun nozzle, dan kalimat imperative lainnya ; **action verb** diantaranya, check, clean, put, dll.; **connective**; first, finally; **adverb** diantaranya gently.

Practice 9: Read Text 3 below then answer following the questions. Handwrite your complete answers on your notebook.



Sumber: sahabatnesia.com

ATMs, or Automated Teller Machines, provide a simple, convenient way to access your bank account from just about anywhere. Though ATMs may seem confusing at first, they're actually incredibly straightforward and easy to operate.

1. **Practice basic safety prosedurs.**
Make sure that the area is well lit and you are alone.
2. **Insert your debit card into the ATM.**
Mobile banking cards come in two varieties — *debit* cards and *credit* cards. Debit cards are most frequently used in ATMs; they're linked to the exact amount you have in your bank account
3. **Try to use ATMs and debit cards that are issued by the same bank.**
Most ATMs will offer transactions in several different languages, usually at least three or more dependent on where you live.
4. **Select your language.**
Most ATMs will offer transactions in several different languages, usually at least three or more dependent on where you live.
5. **Enter your PIN when prompted.** "PIN" stands for "personal identification number," and it's typically a four- to six-digit password people use to access their bank account

6. **Withdraw money.** You can withdraw money for almost any ATM, regardless of the associated bank
7. **Deposit money.** You can deposit money as well, as long as you are using an ATM associated with your bank
8. **Check your account balance.**
You should have the option to check your account balance, or how much money you have available in your account
9. **Follow the prompts to end your session.** Once you've completed your transaction, you'll have to follow the on-screen prompts in order to exit out and get your card back
10. **Don't forget to take your card and money!** It's easy to forget to take your money or vcard when you're in a hurry, but be careful and be extra sure to take all of your belongings when you're done.

Questions:

- a. What is the text about?
- b. Who might be interested in reading this text?
- c. What is the purpose of writing this text?
- d. What is the benefit of reading this text?
- e. What does Paragraph 2 mainly talk about?
- f. Mention 3 words from the text that are not familiar for you!

Bagaimana jawaban kalian untuk soal tentang ATM di atas? Saya yakin kalian bisa menjawabnya dengan tepat. Jika ada yang belum tepat, jangan putus asa. Silahkan dicoba lagi dengan memperbaiki jawaban kalian. Makin sering berlatih maka kalian akan makin mahir dalam bahasa Inggris seperti dalam ungkapan "***practice makes perfect***".

Sekarang saatnya berlatih menganalisa dua teks prosedur terkait fungsi sosial, struktur teks, dan unsur kebahasaannya.

Read the following texts below!

Text 1

How to Use A Blender

1. Prepare the ingredients that you want to mix. The ingredients can be vary, but mostly people use blender for these following things: Ice, vegetables, fruits, milk, or any kind of food and drinks.
2. Cut the ingredients into smaller pieces if the ingredients were solid and big.
3. Prepare the blender cup, make sure to clean it before we use it and put the blender blades on the bottom of the cup.
4. Place the blender cup on the blender machine.
5. Insert the plug into the electricity socket.
6. Put all of the ingredients into the blender cup.
7. Add some water to help the blender mix the ingredients evenly.
8. Close the lid and cover the blender cup tightly.
9. Start the blender by pressing the speed button, you can start from the medium speed.
10. Wait until we get the right texture of the mixture, we can adjust the speed and also add some more water if necessary.

Text 2

How to Pass an Interview

1. Prepare to describe your work history briefly. Spend most of your time on the recent portion of your career. Go through the beginning rather quickly. 2-3 minutes total should be your target.
2. Explain why you're interested in interviewing with them. After walking them through your resume, you'll probably be asked why you're looking to make a job change, and/or why you're interested in their company in particular. You should already have two specific reasons for wanting to interview with their company.
3. Answering technical questions- don't freak out. Try to work your way through the question as much as you can. Your thought process is often more important than answering correctly, so tell them what you're thinking. Ask questions to clarify if needed.
4. Ask your own questions at the end. You should ask a lot of questions after the interviewer has finished their own questions.
5. Always act like you want the job
6. You have one goal in any interview: Convince them that you're the best candidate for the job and get invited to the next round. So you should be selling yourself in the interview, not deciding if the job is desirable.
7. Don't ask for feedback on the spot. They just finished interviewing you. Give them time to think. You're going to go home and decide whether you're interested, they need time to think too. Don't put them on the spot like this.
8. Be human. You don't need to seem perfect in the interview to get hired.
9. Learn the interviewer's name and use it. You will build a stronger bond/rapport with the interviewer if you do this, and they'll be more likely to remember you favorably and hire you.
10. Be upfront and use clear language. Don't use vague language and don't lie. They'll usually know. Hiring managers interview a lot of people and have a great sense for this
11. Never badmouth. Don't badmouth former bosses, former employers, coworkers or anyone else. So never, ever badmouth anyone from your past in your interview.
12. Make everything about them. Start thinking about what the company wants. Make yourself seem like a solution to their problems.

Practice 10: Compare the two texts (Text 1 and 2) above by telling their similarities and the differences in the following grid.

	Similarities	Differences
Social Function		
Text Structure		
Grammatical Features		

Bagaimana hasil analisa kalian tadi? Good job! Tepat sekali, itu artinya kalian sudah memahami bagaimana menangkap makna teks prosedur terkait manual penggunaan teknologi dan kiat-kiat (tips). Tetapi jika jawaban kalian masih ada yang salah, jangan putus asa. Baca sekali lagi teks-teks prosedur di atas dan coba kerjakan lagi latihan-latihan yang diberikan. Bandingkanlah dengan kunci jawaban berikut ini.

	Similarities	Differences
Social Function	To inform the way how to..	Text 1 : To inform the way to use a blender Text 2 : To inform the way how to pass in the interview
Text Structure	Goal Step	-
Grammatical Features	Present tense Action Verb Adverb	-

D. Penilaian Diri

Di akhir kegiatan *Learning Activity 1* ini, Kalian diminta untuk melakukan penilaian diri berdasarkan pertanyaan dibawah ini.

In your notebook, write down your experience in learning and practicing the text above. Make sure you spell every word correctly.

1. The words that are new to me:

2. The sentences that I found difficult to understand:

3. I still find difficulties in:

4. My learning plan to solve my learning difficulties are:

KEGIATAN PEMBELAJARAN 2

Let's Write

A. Tujuan Pembelajaran

Setelah *Learning Activity 2* ini diharapkan kalian diharapkan mampu:

1. Menggunakan kalimat imperative dan menggunakan connectives dalam tense yang benar.
2. Menulis teks prosedur terkait manual penggunaan teknologi dan kiat-kiat (tips).

B. Uraian Materi

Pada *learning activity 2* ini, kalian akan berlatih menyusun teks prosedur terkait manual penggunaan teknologi dan kiat-kiat (tips). Tetapi sebelumnya kalian harus mempelajari unsur-unsur kebahasaan yang ada dalam teks tersebut. Coba Kalian baca dan pahami uraian materi berikut ini :

1. Imperative

Imperative sentence merupakan kalimat yang digunakan untuk membuat perintah (*command*), permintaan (*request*), atau petunjuk (*instruction*). *Imperative sentence* pada umumnya diakhiri oleh *exclamation* namun bisa juga diakhiri oleh titik. Dalam teks prosedur *imperative sentence* yang biasa digunakan adalah yang berfungsi sebagai *instruction* (instruksi) dan *command* (perintah). Ada juga *negative imperative* yang berfungsi untuk menunjukkan bahwa kita tidak diizinkan melakukan sesuatu. Coba Kalian perhatikan beberapa contoh *imperative sentence* di bawah ini.

- ❖ Add a glass of coconut milk into a pan and then boil it.
- ❖ Do not spray water on the control panel of the washing machine.
- ❖ Remove the tonner cartridge carefully.
- ❖ Serve it warmly in the rice bowl

2. Must and Mustn't

Must digunakan untuk menyatakan bahwa kita harus melakukan hal penting
e.g. : You *must* press the on button to start the machine.

Mustn't digunakan untuk menyatakan bahwa kita dilarang melakukan sesuatu.
e.g. You *mustn't* refill the ink before it runs out.

3. Sentence Connectors for Telling Actions in Order.

Connectors digunakan untuk menggabungkan kelompok kata baik phrase maupun kalimat. Kalian bisa menggunakan *connectors* ini untuk menghubungkan paragraf agar koheren. *Sentence connectors* biasanya ditulis di awal kalimat. Coba Kalian baca dan pelajari contoh paragraph dibawah ini dengan cermat.

Have you ever done online shopping? It's easy to order from shopmart.com
First of all, create a shopmart.com account. Then, find your desired items you want to order. Click on "Add to Cart". Next, continue shopping until your desired items have all been placed in the cart. Make sure you review your cart by clicking "My Cart" and check wheter your items are in correct quantities. After that, enter your shipping address. Choose the fastest shipping options. Finally, make your payment by following the payment methods accepted by shopsmart.com, for example, credit card, deit card, or cash.

Taken from Pathway to English For SMA Grade XII Erlangga

Kata-kata yang digarisbawahi di atas merupakan sentence *connectors* yang digunakan untuk menunjukkan urutan suatu instruksi atau tahapan bagaimana melakukan tindakan.

4. Adverbs

Adverb merupakan kata yang menerangkan kata kerja, kata sifat ataupun *adverb* lainnya. Sebuah *adverb* biasanya terdiri atas *adjective + ly* seperti *slowly, suddenly, strongly*.

Mudah bukan untuk memahami konsep di atas? Good. Kalian juga harus mempelajari dan memahami tips-tips dalam menyusun teks prosedur.

TIPS FOR WRITING A GREAT PROCEDURAL TEXT

- ✓ Above all else explain what has to be done.
- ✓ Keep everything in order.
- ✓ List all the items that will be required to complete the task.
- ✓ Keep your instructions short, sharp and to the point.
- ✓ Use the correct language and terms.
- ✓ Find or create some labelled diagrams if possible.
- ✓ Use paragraphs effectively. Each new element of your information report should start with a new paragraph. Be sure to check out our own complete guide to writing perfect paragraphs here
- ✓ Procedural texts are always written in present tense and from a third person perspective.

Setelah kalian mempelajari dan paham tentang piranti dalam menulis teks procedure di atas, saatnya kalian membuat draft teks prosedur dengan bantuan *writing organizer* dibawah ini.

WRITING ORGANIZER - Procedure

Purpose: - Tells what will be made or done.

May include a brief description of the product.

Requirements: - List of what is needed.

List may include:
- Ingredients
- Utensils
- Materials
- Tools

Steps: -In order of what needs to be done
 -Include diagrams or pictures if needed

Steps usually start with an action verb.

Steps are numbered in order.

- 1.
- 2.
- 3.
- 4.

Steps clearly explain

- What needs to be done.
- How it needs to be done

C. Rangkuman

Untuk memudahkan Kalian mengingat dan memahami uraian materi pada *Learning Activity 2* ini, bacalah rangkuman berikut ini.

1. Dalam menyusun teks prosedur, ada 4 unsur kebahasaan yang harus diperhatikan yaitu: *imperative sentence*, *must* dan *musn't*, *sentence connectors* dan *adverb*.
2. Pahami tips-tips tentang bagaimana menyusun teks prosedur yang benar.
3. Buatlah draft dengan bantuan writing organizer agar teks yang dihasilkan benar sesuai dengan fungsi sosial, struktur teks dan unsur kebahasaan sebuah teks prosedur

D. Latihan Soal

Latihan soal berikut akan membahas tentang *imperative sentences*. Coba Kalian cari *verbs* (kata kerja) dalam kotak di bawah untuk melengkapi kalimat-kalimat di atasnya.

Practice 1: Complete the following text using the most appropriate words provided in the orange column.



Sumber: Pathway to English For SMA Grade XII Erlangga

Before using a can opener, _____1) carefully the cutting edge. Basically, the can opener has a sharp tip, it forms a curved or hooked point to puncture the can lid.	_____2) the can on a flat surface. _____3) the arms of the can opener. _____4) them as wide as they can go. _____5) the serrated wheel into the rim of the can lid.	The serrated cutting wheel must be aligned with the edge of the can. _____6) the bar clockwise on the outside of the handle to start rolling the serrated wheel around the rim of the can lid
--	---	---

spread	rotate	place
observe	bite	open

Bagaimana dengan latihan soal di atas? Kalian bisa menjawabnya dengan mudah bukan? Great.

Coba Kalian cocokkan jawabannya ya. No 1 jawabannya observe, no 2 place, no 3 open, no 4 spread, no 5 bite, no 6 rotate. Mudah bukan? Selamat Kalian bisa menjawab semuanya dengan mudah.

Sekarang, cobalah kalian berlatih tentang *must* dan *mustn't* dibawah ini.

Practice 2 : Write sentences using MUST or MUSTN'T for the following situations

Write sentences using MUST or MUSTN'T for the following situations.	
1. When you are in the library, you	(must)
When you are in the library, you	(mustn't)
2. When you are on an aeroplane, you	(must)
When you are on an aeroplane, you	(mustn't)
3. When you take a test, you	(must)
When you take a test, you	(mustn't)
4. When your father drives, he	(must)
When your father drives, he	(mustn't)
5. When your mother uses washing machine, she	(must)
When your mother uses washing machine, she	(mustn't)

Untuk *practice 2* ini, Kalian bebas menulis kalimat yang mengandung *must* dan *mustn't* asal kalimat-kalimat yang Kalian buat sesuai konteks.

Nah, setelah Kalian berlatih dan memahami mengenai penggunaan *imperative sentences* dan *must* serta *mustn't*, sekarang ayo kita berlatih menyusun sebuah teks prosedur.

Practice 3 : Arrange the following jumbled sentences become a good arrangement of a procedure text. Handwrite your work in your exercise book.

Then open web application

Finally facebook wearing the already registered

Next go to facebook.com

When done click the confirmation email

Don't forget to fill in your details

Make sure you register using an active email

First of all turn on computer

Sudah selesaikah Kalian menulis ulang kalimat- kalimat di atas menjadi satu teks prosedur utuh?

Coba Kalian periksa hasilnya. Susunan yang benar adalah sebagai berikut:

1. First of all turn on computer.
2. Next go to facebook.com
3. Then open web application .
4. Make sure you register using an active email
5. Don't forget to fill in your detilas
6. When done click the confirmation email
7. Finally facebook wearing the already registered.

Bagaimana jawaban Kalian? Good job. Kalian sudah semakin paham dengan materi yang ada di *learnng activity 2* ini. Jadi Kalian yang belum punya akun facebook sekarang bisa mempraktekan bagaimana cara membuka facebook.

Kemudian, dibawah ini kalian akan mengerjakan latihan terkait *adverbs*. Coba Kalian baca soalnya dengan baik lalu pahami maknanya baru kemudian Kalian mencari jawaban yang tepat dikolom sebelah kanan.

Practice 4 : Complete the sentences below using the most appropriate adverbs provided in the right column.

When you're answering the phone (1) _____, you don't (2) _____ know who is (3) _____. It could be your boss, a customer, one of your colleagues, or even a wrong number. Answering the phone (4) _____ will help you whatever conversation you are aout to have get off (5) _____.	on the right foot on the other end of the conversation always at your office profesionally
--	--

Sudah bisa bukan? Hebat semuanya. Coba Kalian cocokkan jawaabannya. 1. At your office, 2. Always, 3. On the other end of the conversation, 4. Profesionally, 5. On the right foot.

Practice 5 : Write a text telling about procedures to operate a technological product or tips to operate it well/effectively. Don't forget to make a draft using the writing organizer -procedure.

WRITING ORGANIZER - Procedure

Purpose: - Tells what will be made or done.

May include a brief description of the product.

Requirements: - List of what is needed.

List may include:
- Ingredients
- Utensils
- Materials
- Tools

Steps: -In order of what needs to be done
-Include diagrams or pictures if needed

Steps usually start with an action verb.

Steps are numbered in order.

- 1.
- 2.
- 3.
- 4.

Steps clearly explain

- What needs to be done.
- How it needs to be done

Apakah kalian sudah mampu menyusun teks prosedur dengan menggunakan writing organizer pada kegiatan Practice 5 diatas? Great...I know you can do it. Sebagai bahan perbandingan, kalian bisa melihat contoh teks prosedur dibawah ini.

How To Use A Cash Deposit Machine To Deposit Money

To deposit your cash money in a Cash Deposit Machines (CDM), you need to prepare the followings:

1. Cash Deposit Machines (CDM)
2. Bank Account
3. Automated Teller Machines (ATM) Card

There are few steps to deposit cash money in CDM as follows:

First, insert your ATM card into CDM machine. Second, select any language you want. Third, enter your pin number. And then, from the main menu select "Deposit" option. Next, you have to select "Cash Deposit" option. After that, select "Savings" or "Current" type of Account. Next, press "Confirm" from the menu to make sure that you will not deposit more than 200 notes. After that, place your cash money in the cash dispenser

machine and the machine may take time to validate the cash. Then, the screen will display the denomination and here you can see the summary of how many notes you enter. Finally, click on “Confirm” to finish your transaction

E. Penilaian Diri

Di akhir kegiatan *Learning Activity 2* ini, Kalian diminta untuk kembali melakukan penilaian diri berdasarkan pertanyaan dibawah ini.

In your notebook, write down your experience in learning and practicing the conversation above. Make sure you spell every word correctly.

1. The words that are new to me:

2. The sentences that I found difficult to understand:

3. I still find difficulties in:

4. My learning plan to solve my learning difficulties are:

EVALUASI

This text is for no 1 to 3.

By looking at the name “Blender”, we might be able to guess the function of this electronic device. We put things inside the blender in order to “blend it” or “mix it”. If you never use a blender before, you may need to read this following procedure of how to operate a blender.

1. Prepare the ingredients that you want to mix. The ingredients can be vary, but mostly people use blender for these following things: Ice, vegetables, fruits, milk, or any kind of food and drinks.
2. Cut the ingredients into smaller pieces if the ingredients were solid and big.
3. Prepare the blender cup, make sure to clean it before we use it and put the blender blades on the bottom of the cup.
4. Place the blender cup on the blender machine.
5. Insert the plug into the electricity socket.
6. Put all of the ingredients into the blender cup.
7. Add some water to help the blender mix the ingredients evenly.
8. Close the lid and cover the blender cup tightly.
9. Start the blender by pressing the speed button; you can start from the medium speed
10. Wait until we get the right texture of the mixture, we can adjust the speed and also add some more water if necessary.
11. Open the blender and pour the mixture into a glass or bowl.

1. The text is mainly about the procedure of
 - A. opening the electronic machine “Blender”
 - B. pressing the speed button of “Blender”
 - C. operating the blender electronic device
 - D. inserting the plug of the electricity socket
 - E. starting the Blender machine from the medium speed
2. What can you do to get the right texture and mixture?
 - A. Adjust the speed and add some more water.
 - B. Start from medium speed after that adjust the speed.
 - C. Cut the ingredient into small pieces and adjust the speed.
 - D. Cut the ingredient into small pieces and add some more water.
 - E. Put all of the ingredients into the blender cup and adjust the speed.
3. Close the **lid** and cover the blender cup tightly.
The word lid has a similar meaning with...
 - A. dip
 - B. top
 - C. firm
 - D. crown
 - E. outsider

This text is for no 4 to 7

Ladies and Gentlemen, in case of emergency, take the life jacket which is located under your seat.

Put the life jacket over your head and then fasten the jacket tapes around you're your waist.

Do not inflate the jacket until you left the aircraft. The jacket will be automatically

inflated by pulling a cord, but if not, you can blow into the chip to inflate it. A light is attached to the jacket for attracting attention. The life jacket should be removed only in case of emergency. The use of TV set, AM and FM radios and radio cassettes recorders, walkman, and any mobile phones are prohibited on board as they interfere the communication and navigational system. We wish you an enjoyable flight.

4. Where is the life jacket located?
 - A. Over the head
 - B. Around the waist.
 - C. Outside the aircraft.
 - D. In the back of the seat.
 - E. Under the seat.

5. What can interfere the navigational system?
 - A. Table.
 - B. The life jacket.
 - C. Mobile phones
 - D. The attached light.
 - E. Tapes around the waist.

6. What is the purpose of the text?
 - A. To inform the readers about the function of a life jacket.
 - B. To describe the way how to save lives using a life jacket.
 - C. To tell the readers about the safe flight instruction.
 - D. To inform the readers to take precaution steps.
 - E. To explain the process of life evacuation during the disaster.

7. ‘...as they interfere the communication and navigational system...’. The underlined word is similar in meaning with...
 - A. Change
 - B. Destruct
 - C. Stimulate
 - D. Operate
 - E. Disturb

8. What is the best arrangement for the following procedure text?
 1. Read over the service agreement and click the box saying that you agree to abide by the email system's rules. Once completed, click on the Submit or Enter button at the bottom of the screen.
 2. Find where to sign up. Usually, there is a small link image or text that says "register" or "sign up," although you may have to go to the login page to find this.
 3. Visit a website that offers an email service. Usually are yahoo.com, google.com, and hotmail.com.
 4. Follow all the instructions on the page, filling out all the needed details.
 5. Email has been created. Continue on to import your contacts, message with friends, or write emails, plus much more.
 - A. 3 - 2 - 4 - 1 - 5
 - B. 3 - 4 - 2 - 1 - 5
 - C. 3 - 4 - 1 - 2 - 5
 - D. 3 - 1 - 4 - 2 - 5
 - E. 3 - 1 - 2 - 4 - 5

9. In a business situation, answer the phone _____ stating your name and company: "Good morning, thank you for calling ABC company. This Jane Doe. How may I help you?"
- A. professionally
 - B. appropriately
 - C. slowly
 - D. strongly
 - E. suddenly
10. If the caller requests details about you or others, consider _____ before responding.
- A. unwisely
 - B. rudely
 - C. immediately
 - D. carefully
 - E. immediately

KUNCI JAWABAN

1. C
2. A
3. B
4. A
5. C
6. C
7. E
8. A
9. B
10. D

DAFTAR PUSTAKA

- Sudarwati, Th.M & Eudia Grace.2018. *Pathway To English For SMA/MA Grade XII*. Jakarta: Erlangga.
- <https://static1.squarespace.com/static/5270bf21e4b03475d0dc3cfc/t/5a0262cc652dea4ceb340183/1510105809186/graphic+Organizers+complete.pdf>
Dikunjungi 8/29/2020 4:00 AM
- <https://www.bigbanktheories.com/5-contoh-procedure-text-tentang-pengoprasian-alat-elektronik/> Dikunjungi 8/29/2020 4:28 AM
- <https://careersidekick.com/interviewing-tips-how-to-pass-a-job-interview/>
Dikunjungi 8/29/2020 7:17 AM
- <https://www.literacyideas.com/procedural-texts> Dikunjungi 8/29/2020 8:38
- <http://bodhat21.blogspot.com/2013/09/teks-prosedur-bahasa-inggris-tentang.html> dikunjungi 8/29/2020 6:13 AM
- <https://www.literacyideas.com/writing-perfect-paragraphs/>
Dikunjungi 8/30/2020 2:00 PM



KEMENTERIAN PENDIDIKAN DAN KEBUDAYAAN
DIREKTORAT JENDERAL PENDIDIKAN ANAK USIA DINI,
PENDIDIKAN DASAR DAN PENDIDIKAN MENENGAH
DIREKTORAT SEKOLAH MENENGAH ATAS
2020



Modul Pembelajaran SMA Bahasa Inggris



KELAS
XII



**FIND WHAT A SONG TELLS YOU
BAHASA INGGRIS KELAS XII**

**PENYUSUN
Dian Rahmawati, S.Pd, M.M
SMA Negeri 1 Jalancagak**

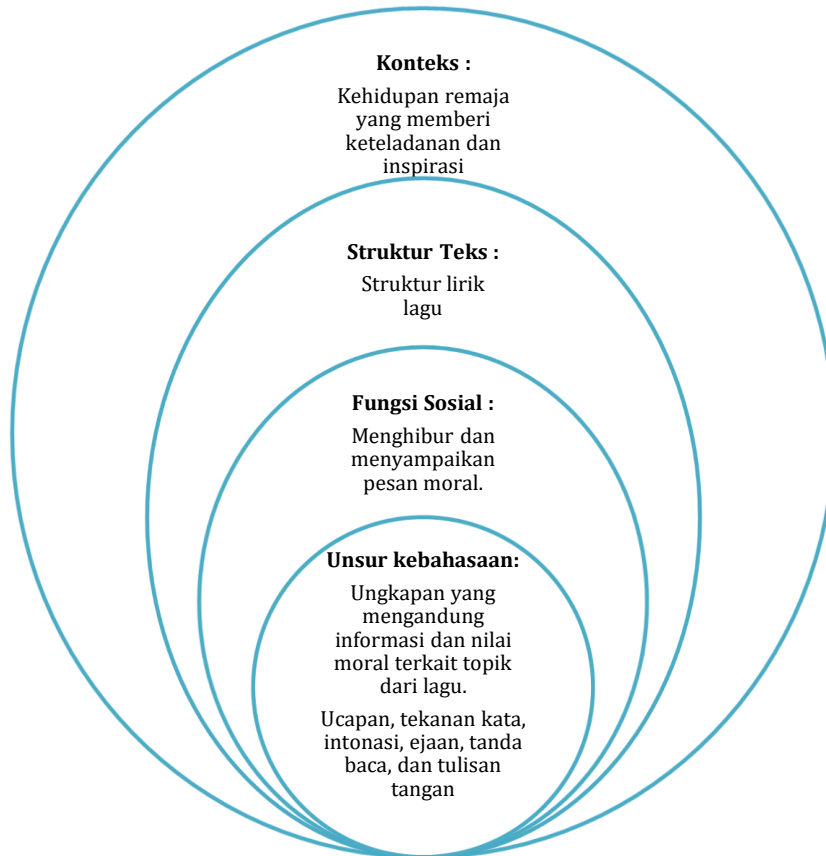
DAFTAR ISI

PENYUSUN.....	2
DAFTAR ISI.....	3
GLOSARIUM	4
PETA KONSEP	5
PENDAHULUAN	6
A. Identitas Modul.....	6
B. Kompetensi Dasar	6
C. Deskripsi Singkat Materi.....	6
D. Petunjuk Penggunaan Modul.....	6
E. Materi Pembelajaran.....	7
KEGIATAN PEMBELAJARAN 1	8
A. Tujuan Pembelajaran	8
B. Uraian Materi	8
C. Rangkuman.....	17
D. Latihan Soal.....	18
E. Penilaian Diri.....	19
KEGIATAN PEMBELAJARAN 2	20
A. Tujuan Pembelajaran	20
B. Uraian Materi	20
C. Rangkuman.....	25
D. Latihan Soal.....	25
E. Penilaian Diri.....	27
EVALUASI.....	28
KUNCI JAWABAN	31
DAFTAR PUSTAKA.....	32

GLOSARIUM

Intrepretation	: Penafsiran
Review	: Ulasan
Chorus	: <i>Refrain</i> dari sebuah lagu
Verse	: Bait
Lyric	: Kata-kata yang ada dalam sebuah lagu
Moral lesson	: Nilai moral/pelajaran/hikmah
Genre	: Tipe-tipe/jenis music dan lagu

PETA KONSEP



PENDAHULUAN

A. Identitas Modul

Mata Pelajaran	:	Bahasa Inggris
Kelas	:	XII
Alokasi Waktu	:	4 x 45 menit
Judul Modul	:	Find What a Song Tells You

B. Kompetensi Dasar

- 3.7. Menafsirkan fungsi sosial dan unsur kebahasaan lirik lagu terkait kehidupan remaja SMA/MA/SMK/MAK
- 4.7. Menangkap makna secara kontekstual terkait fungsi sosial dan unsur kebahasaan lirik lagu terkait kehidupan remaja SMA/MA/ SMK/MAK

C. Deskripsi Singkat Materi

Apa yang Anda lakukan ketika merasa jenuh? Anda tentu tidak nyaman dengan kondisi tersebut dan ingin keluar dari perasaan itu. Bagaimana Anda mengatasi ketidaknyamanan tersebut? Mungkin salah satu langkah yang Anda lakukan adalah pergi ke tempat karaoke dan bernyanyi. Ada juga diantaranya yang bermain musik untuk menghilangkan kejenuhan.

Musik merupakan bahasa universal. Kita menikmati musik melalui lagu dan kita juga dapat mengekspresikan pikiran dan perasaan melalui lagu. Apakah Anda biasa mengekspresikan perasaan dengan bernyanyi? Atau Anda lebih memilih menikmati mendengarkan lagu dari pada bernyanyi? Lagu apa yang Anda sukai dan dapat mempengaruhi *mood* Anda?

Lirik lagu dapat memengaruhi *mood* seseorang. Ada banyak pesan dan makna dari sebuah lirik lagu yang bisa kita dapatkan. Pesan dan makna dari lirik lagu bisa Anda peroleh jika Anda bisa menafsirkan dan menangkap makna dari sebuah lirik lagu.

Pada modul ini, Anda akan mempelajari beberapa lirik lagu untuk dipahami agar Anda bisa menafsirkan dan menangkap makna lirik lagu tersebut. Anda juga dapat mengembangkan kemampuan kosakata, berbicara dengan mempelajari lirik lagu.

D. Petunjuk Penggunaan Modul

Pada modul ini Anda akan diajak berlatih untuk mampu menafsirkan fungsi sosial dan unsur kebahasaan lirik lagu dan menangkap makna secara kontekstual terkait fungsi sosial dan unsur kebahasaan lirik lagu terkait kehidupan remaja. Silahkan perhatikan petunjuk penggunaan modul berikut ini:

1. Modul ini dapat Anda pelajari secara mandiri atau kelompok, baik di sekolah maupun diluar sekolah
2. Silahkan anda pelajari modul ini dengan menyimak, membaca, melihat dan mengamati contoh-contoh dari berbagai sumber belajar atau anda dapat mengakses video dan website
3. Berdiskusi, belajar, berlatih, bertukar informasi akan memberikan dampak positif terhadap kemajuan belajar Anda.
4. Membaca, menirukan bunyi, berlatih berbicara dan menulis tanpa khawatir membuat kesalahan adalah salah satu langkah dalam proses pembelajaran.
5. Pelajari sumber-sumber belajar lainnya tentang pembelajaran atau latihan berkaitan dengan membedakan menangkap makna dan menyusun teks prosedur.

6. Kerjakan tugas dan latihan, silahkan Anda analisis hasilnya sehingga Anda mengetahui kelebihan dan kekurangannya.
7. Jika ada kendala dan Anda mengalami kesulitan, diskusikan kembali dengan teman, dan jika masih belum mendapatkan jawaban yang kurang memuaskan tanyakan kepada guru atau pakar lainnya.

E. Materi Pembelajaran

Modul ini terbagi menjadi 2 kegiatan pembelajaran dan di dalamnya terdapat uraian materi, contoh text, soal latihan dan soal evaluasi. Dari kedua Kegiatan pembelajaran tersebut materi dan pembelajarannya sama dan kemampuan berbahasa membaca. Perbedaan yang terlihat hanya pada tujuan pencapaian kompetensinya saja. Pada Kegiatan pembelajaran 1 Anda diajak berlatih untuk menafsirkan lirik lagu sedangkan pada Kegiatan pembelajaran 2 akan berlatih keterampilan menangkap makna kontekstual sebuah lirik lagu. Berikut ini materi pembelajaran yang akan digunakan dalam Kegiatan pembelajaran 1 dan Kegiatan pembelajaran 2.

- **Fungsi sosial**
Menghibur dan menyampaikan pesan moral.
- **Unsur kebahasaan**
 - Ungkapan yang mengandung informasi dan nilai moral terkait topik dari lagu.
 - Ucapan, tekanan kata, intonasi, ejaan, tanda baca, dan tulisan tangan
- **Struktur Teks**
 - Struktur lirik lagu
 - Bagian-bagian lagu (Parts of the songs)
- **Topik**
Lagu yang mengandung keteladanan dan inspirasi yang dapat menumbuhkan perilaku baik dalam konteks kehidupan remaja

KEGIATAN PEMBELAJARAN 1

A. Tujuan Pembelajaran

Setelah kegiatan pembelajaran 1 ini Anda diharapkan mampu:

1. Menentukan pesan moral sebuah lagu.
2. Menggunakan unsur kebahasaan dalam lirik lagu terkait kehidupan remaja.
3. Membedakan lirik lagu berdasarkan unsur kebahasaan dan pesan moral.

B. Uraian Materi

Pada Kegiatan Pembelajaran 1 (Learning Activity 1) ini Anda akan diajak membaca dan mempelajari beberapa lirik lagu. Anda akan berlatih menentukan pesan lagu dan belajar tentang bagian-bagian lagu. Anda juga akan diminta untuk mempelajari unsur kebahasaan dalam lirik lagu.

Practice 1 : Look at the pictures then match the following information in the box with the right picture.



Sumber : wowkeren.com
A



Sumber : indonews.id
B



Sumber : idntimes.com
C



Sumber : wowkeren.com
D

No	Information	Picture
1.	He was an American singer, songwriter, and dancer. Dubbed the "King of Pop", he is regarded as one of the most significant cultural figures of the 20th century. Through stage and video performances, he popularized complicated dance techniques such as the moonwalk, to which he gave the name. One of his famous albums is "Dangerous". "Heal the World" is one of the songs is known all over the world	
2.	He is an Indonesian pop singer and actor. He released his debut album, Confession No.1, in January 2008. In 2010, he released his second album, The One. He won various awards for his work, including Best Male Vocalist in the 2009 Anugerah Musik Indonesia and Best Male Artist in the 2009 Anugerah Planet Muzik. One of his famous song is "Terima Kasih Cinta".	
3.	This is an Irish boy band, which was formed 1998 in Sligo, Ireland. They disbanded in 2012 and reunited in 2018. Known for their brand of ballads and pop songs, Westlife grew to become one of the world's most successful boy bands. Back in the late 90s and early 2000s, the Westlife sound was one of the most easily recognizable on the radio. In April 1999, Westlife released its first single 'Swear It Again' and it became the bestselling debut single that Ireland had ever seen.	
4.	She is an Indonesian singer, songwriter, actress, performer, and dancer. She has made a name for herself as an award-winning, multi-platinum singer and highly acclaimed actress. With eight albums under her belt, she has gained commercial success in many countries, including her homeland Indonesia, as well as Malaysia, Singapore, Brunei, the Philippines, and even the Netherlands. She has numerous awards to her name, including 10 Anugerah Musik Indonesia Awards, seven Panasonic Awards, four MTV Indonesia Awards, three Indonesia Kid's Choice Awards, and seven JpopAsia International Music Awards.	

Bagaimana dengan kegiatan di practice 1? Sudahkah Anda kerjakan? Tidak sulit bukan untuk dicocokkan antara gambar dengan informasi di dalam box? Coba Anda periksa hasil jawabannya. Untuk no 1 gambar yang benar adalah D, no 2 gambar yang benar adalah A, gambar C untuk jawaban no 3 dan gambar B untuk jawaban no 4. Bagaimana jawaban Anda? Sudah benarkah? Good. Anda sudah mulai bersemangat untuk meneruskan kegiatan pembelajaran berikutnya.

Practice 2: Based on the Practice 1, answer the following questions.

1. Who are they? What type of songs do they sing?
2. What is a song?
3. What type of songs do you know?
4. What type of songs do you like most? Why?
5. Is there any type of song you dislike?
6. Can you sing?

7. What songs do you like to sing?
8. Can you mention your favorite singers and their songs?

Anda bisa menjawab pertanyaan –pertanyaan di atas bukan? Kedelapan pertanyaan ini sangat umum dan tentunya masing-masing dari Anda memiliki jawaban yang berbeda-beda. Untuk jawaban no 1 Anda pasti sudah tahu ada Afgan, Agnes Monica, Michael Jackson dan grup band Westlife. Mereka merupakan para penyanyi terkenal. Anda juga mungkin memiliki jawaban yang berbeda-beda untuk no 2 tentang song, pada uraian materi berikutnya akan ada pembahasan untuk jawaban ini. Untuk no 3 jawaban Anda ada yang Pop Music, Jazz Music, Blues Music, Country Music, Classical Music dan Rock Music. Begitu juga jawaban Anda untuk no 4 – 8 akan berbeda-beda. Untuk itu tidak perlu dibahas rinci di sini.

Practice 3: Look at the picture.



Sumber: Palembang.tribunnews.com

1. Who is the singer?
2. Is she a pop singer?
3. Do you like pop song?
4. Why do you like pop song?
5. When do you usually listen to a pop song?
6. What is the best pop song that you like?

Fill in the blanks lyrics from the song below with the appropriate words from the box.

sorrow	truth	grief	rich	met	fears	emptiness
melt	tear	Way	inside	happiness	peer	true
into	worry	Lies	reach	tomorrow	take	

Hero
By Mariah Carey

There's a hero
If you look ... ⁽¹⁾ your heart
You don't have to be afraid
Of what you are

There's an answer

If you ...⁽²⁾ into your soul
And the ...⁽³⁾ that you know
Will ...⁽⁴⁾ away

[Chorus]
And then a hero comes along
With the strength to carry on
And you cast your ...⁽⁵⁾ aside
And you know you can survive
So when you feel like hope is gone
Look inside you and be strong
And you'll finally see the ...⁽⁶⁾
That a hero lies in you

It's a long road
When you face the world alone
No one reaches out a hand
For you to hold

You can find love
If you search within yourself
And the ...⁽⁷⁾ you felt
Will disappear

[Chorus]
Lord knows
Dreams are hard to follow
But don't let anyone
⁽⁸⁾..... them away

Hold on There
Will be ⁽⁹⁾
In time You'll find
the..... ⁽¹⁰⁾

Bagaimana dengan kegiatan di practice 3? Mudah diikuti bukan? Anda sedang mempelajari unsur kebahasaan dalam bentuk kosakata dalam lirik lagu Hero di atas. Coba cek jawaban Anda. 1. inside, 2. reach, 3. Sorrow 4. melt 5. fears, 6. truth, 7. emptiness, 8. fear, 9. tomorrow, 10. way. Bagaimana jawaban Anda? Great Anda bisa menjawabnya dengan benar.

Commented [R1]: Untuk membantu siswa lebih memahami kosakata yang disajikan, sebelum kegiatan ini sebaiknya diberi kegiatan/latihan terkait identifikasi makna/arti dari kosakata yang akan digunakan.

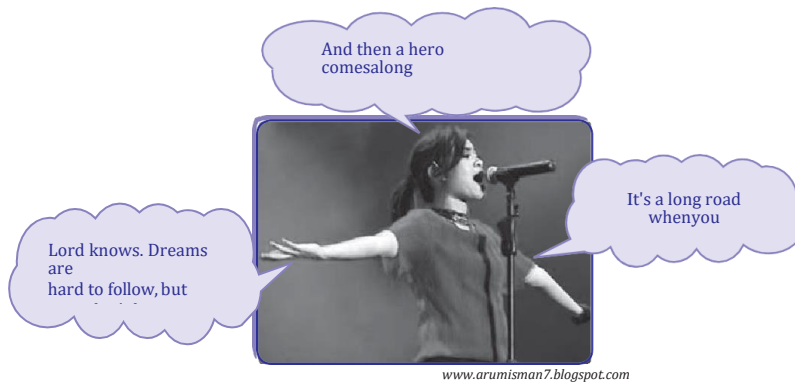
Practice 4 : Answer the questions based on the song 'HERO'. Then, answer the following questions.

1. What is the song about?
2. Who is the singer?
3. Do you like this song?
4. Which part of the song do you like best?
5. What is your interpretation of the song?
6. What moral value can you gain from this song?
7. What tense is mostly used in this song?
8. Who do you think a hero is?
9. Who is your hero? Why is he/she a hero for you?
10. Can you become a hero? How?

Coba Anda baca lagi dengan cermat lirik lagu 'Hero' di atas, kemudian Anda pahami juga pertanyaan di practice 4. Silahkan Anda jawab pertanyaan tersebut. Sudah bisa menjawabnya? Bagus. Kalau Anda paham tentang lagu di atas maka Anda akan bisa dengan mudah menafsirkannya. Coba Anda cek jawabannya ya.

1. The song 'Hero' tells you about strength and bravery when we come in a tough situation and we just find the courage to face it and get through it.
2. Mariah Carey
3. Yes, I do/No I don't
4. Be a hero for ourself! We have to be strong and to be prepared to whatever comes.
5. The Chorus
6. The song encourages me to over cast my fear and it helped me to pursue my dreams despite of the struggles that I am facing with.
7. Present tense
8. Someone who inspires and influences my life.
9. Everyone can be my hero. He /she makes my life become meaningful.
10. Of course. I can become a hero at least for myself.

Practice 5 : Find words categorized as adjective, noun, or verb based on chunks below.



Adjective	Noun	Base form of verb (s/es)/verb be

Silahkan Anda abaca kembali lirik lagu di atas kemudian analisis dan tentukan unsur kebahasaan dalam lagu tersebut kemudian isikan kedalam kolom di atas. Kalau sudah Anda kerjakan coba dicocokkan dengan jawaban berikut ini.

Adjective	Noun	Base form of verb (s/es)/verb be
Afraid	Heart	Look
Strong	Hero	Reach
Long	Answer	Know
Hard	Soul	Melt
	Sorrow	Comes
	Strength	Carry
	Hope	Cast
	fear	Survive
	Truth	Feel
	Road	Look
	Love	See
	Emptiness	Lies
	Dream	Face
	Tomorrow	Find
		Follow
		Let

Commented [R2]: Tidak ada kesesuaian antara instruksi di awal kegiatan dengan kunci yang diberikan.

Di awal kegiatan tertulis: Find words categorized as adjective, noun, or verb based on **chunks** below.

Sementara di dalam kunci, disajikan hasil identifikasi bentuk kata berdasarkan lirik lagu yang utuh.

Commented [R3]:

Agar Anda bisa lebih paham dan dapat membedakan dengan lirik lagu lainnya, coba Anda baca dan pelajari lirik lagu berikut ini. Kemudian Anda coba masuk ke practice 6.

Skyscraper
By Demi Lovato

[Verse]
Skies are crying
I am watching
Catching teardrops in my hands
Only silence as it's ending, like we never had a chance
Do you have to make me feel like there is nothing left of me?

[Chorus]
You can take everything I have
You can break everything I am
Like i'm made of glass
Like i'm made of paper
Go on and try to tear me down
I will be rising from the ground
Like a skyscraper!
Like a skyscraper!

[Verse 2]
As the smoke clears
I awaken, and untangle you from me
Would it make you, feel better to watch me while I bleed?
All my windows still are broken
But I'm standing on my feet

[Chorus]

You can take everything I have
You can break everything I am
Like I'm made of glass
Like I'm made of paper
Go on and try to tear me down
I will be rising from the ground
Like a skyscraper!
Like a skyscraper!

[Bridge]

Go run, run, run
I'm gonna stay right here
Watch you disappear, yeah
Go run, run, run
Yeah it's a long way down
But I am closer to the clouds up here

You can take everything I have
You can break everything I am
Like I'm made of glass
Like I'm made of paper, Oh
Go on and try to tear me down
I will be rising from the ground

Like a skyscraper!
Like a skyscraper!
Like a skyscraper!
Like a skyscraper

Practice 6: Answer the following questions!

1. What is the song about?
2. What does the word "skyscraper" mean?
3. What does this sentence "I will be rising from the ground" mean?
4. What does this stanza mean?
You can take everything I am
You can break everything I am
Like I'm made of glass
Like I'm made of paper
5. What can you learn from the song?

Anda pasti punya tafsiran sendiri tentang lirik lagu *Skyscraper* ini. Sebagai panduan atau dasar perbandingan jawaban Anda di kegiatan *practice* ini, maka Anda bisa membaca dan menganalisis pernyataan berikut ini.

1. The song is about a girl who has been hurt, and how people just watch her burn and hurt but she is going to rise up above them, that it doesn't matter anymore. She is saying that she is done with hurting, and is rising above what everyone

says, and she doesn't care anymore what they think. She is herself, perfect in her own way. It is a very inspiring song, meaning.

2. Skyscraper is a very tall building of many stories
3. It means that you don't have to let what people say bring you down, you just have to rise up, know your beautiful and perfect in your own way. You have to rise up like a skyscraper.
4. It was about how depression takes over her, and ruins her, but not no more, she is fighting back and trying to get better, it can do anything to her, she will keep rising from the ground like a skyscraper, she never gives up.
5. It's a powerful song which would boost the epic-comeback spirit of anyone who has gone through the trauma of broken heart. When she/he decides to leave all those behind, she/he will come up with flying colors.

Practice 7 : Find words categorized as adjective, noun, or verb based on chunks below from the song "Skyscraper"

Sekarang coba Anda identifikasi words categorized di dalam kotak dibawah ini. Kemudian coba Anda bandingkan dengan yang sudah Anda kerjakan. Kalau ada yang tidak sama silahkan Anda melengkapinya.

Adjective	Noun	Base form of verb (s/es)/verb be
Long Close	Skies Tear Chance Silence Smoke Feet Windows Ground Cloud	Cry Watch Drop Make Take Break Make Go Try Tear Rise Awake Stand Bleed Dissappear Stay

Agar Anda lebih paham lagi dalam menafsirkan lirik lagu terkait kehidupan remaja, coba Anda Baca dan pahami uraian materi berikut ini.

Song is a composition of tone or voice in sequence, combination and temporal relation to produce a musical composition that has unity and continuity.

Jadi, Lagu adalah gubahan seni nada atau suara dalam suatu urutan, kombinasi, dan hubungan temporal (biasanya diiringi dengan alat musik) untuk menghasilkan gubahan musik yang mengandung kesatuan dan kesinambungan.

Social Function of the Song

Songs are used to express feeling and idea in an entertaining world. Songs can be used to deliver social criticism. The moral values are hidden in the lyrics.

Lagu merupakan salah satu cara untuk mengekspresikan emosi dan perasaan dengan cara yang menyenangkan. Lagu juga dapat menjadi media untuk

Commented [R4]: ... in an entertaining world? Atau .. to entertain the world?

- menyampaikan kritikan tentang situasi yang ada di masyarakat. *Moral value* atau amanat biasanya tersirat dalam lirik yang dibuat penulis lagu.
- ✚ Language Features of the Song
- a. **Imagery.** *Imagery describes about feelings and emotions.* Sebuah lagu biasanya berusaha menggambarkan perasaan yang dirasakan si penulis.
 - b. **Rhythm.** Ritme disini digunakan untuk menciptakan mood. Misalnya, apabila kita sedang bersedih dan mendengarkan lagu dengan ritme slow, maka kita akan terbawa suasana dengan lagu tersebut. *So, rhythm creates mood!*
 - c. **Figures of speech :**
 1. **Metaphor**, *comparing two things that are not alike to suggest that they actually have something in common.* Sekilas memang kedua hal yang dibandingkan tidak berkaitan, tetapi sebenarnya ada kesamaan antara dua hal tersebut. e.g. "Time is a thief" or "Her hair was silk".
 2. **Simile**, *compares two things using "like" or "as".* Suatu hal digambarkan dengan hal yang mirip dengan menggunakan kata 'like' atau 'as' e.g. "My love is like a redrose".
 3. **Hyperbole**, *a dramatic language. Big exaggeration, usually with humor.* Suatu hal digambarkan secara berlebihan, terkadang menggelitik karena terlalu berlebihan. e.g. "That math homework took me 8 million years to finish".
 4. **Personification**, *an object appear like a person.* Objek (bukan manusia) memiliki kemampuan seperti manusia. e.g. "The wind whisper" or "The snowflakes danced in the wind".
 5. **Alliteration**, *the repetition of the same beginning sound in a series of words.* Perulangan bunyi suara yang terdapat di awal setiap kata. e.g. "Peter Parker pick a pack of pants punctually"
- ✚ Text Structure of the Song
- a. **Intro**, yaitu bagian awal lagu, biasanya belum terdengar suara penyanyi (hanya instrumennya saja)
 - b. **Verse**, atau bait adalah bagian pengantar ke chorus.
 - c. **Refrain**, peralihan dari verse ke chorus
 - d. **Chorus**, bagian inti, biasanya yang paling mudah diingat
 - e. **Bridge**, penghubung chorus ke chorus selanjutnya ataupun ke coda.
 - f. **Coda**, penutup lagu.

Practice 8: Find some differences from the song 'Hero' and 'Skyscraper'

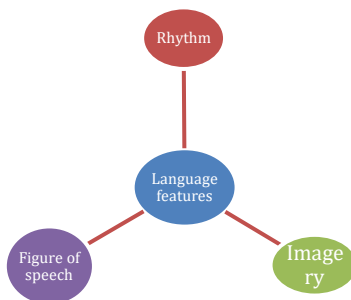
HERO	SKYSCRAPER
Theme :	Theme:
Moral lesson :	Moral lesson:
Language features: Noun :	Language features : Noun :
Adjective :	Adjective :

HERO	SKYSCRAPER
Verb :	Verb :

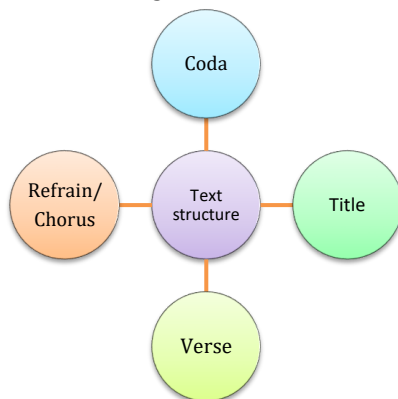
Untuk kegiatan *practice 8* Anda tinggal memindahkan hasil dari kegiatan-kegiatan di *practice-practice* sebelumnya.

C. Rangkuman

1. Lagu adalah gubahan seni nada atau suara dalam suatu urutan, kombinasi, dan hubungan temporal (biasanya diiringi dengan alat musik) untuk menghasilkan gubahan musik yang mengandung kesatuan dan kesinambungan.
2. Unsur kebahasaan sebuah lagu:



3. Struktur teks sebuah lagu:



D. Latihan Soal

Practice 9: Read each sentence. Choose the correct synonym of the italic word

1. If you look inside your heart, you don't have to be *afraid*.
 - A. fearful
 - B. brave
 - C. fearless
 - D. unworried
 - E. coward
2. You know that you can *survive*.
 - A. rest
 - B. discontinue
 - C. stay alive
 - D. bring into an end
 - E. keep
3. No one *reaches out a hand*.
 - A. Gives help
 - B. needs help
 - C. rejects help
 - D. asks for help
 - E. wants help
4. You can find love if you *search* within yourself
 - A. come
 - B. find
 - C. see
 - D. keep
 - E. look
5. And you *cast* your fears aside.
 - A. stop
 - B. Look
 - C. hide
 - D. remove
 - E. miss

Coba Anda pastikan kalau jawaban Anda untuk kegiatan *practice* 9 adalah: a, c, a, b, d.

Practice 10 : Fill in the blanks. Use the words in the box to complete the sentece

glow plain sorrows bliss strangle
dread

1. Selfishness _____ the growth of friendship among us in this class.
2. We will always remember the joys and _____ that we have shared together during our community service helping the victim of the landslide.
3. My idea of _____ is lying on a reclining seat under a shady tree reading a good book surrounded by children who are reading their own books too.
4. The disaster has left nothing but the clothes that we are wearing. We are _____ our future but optimistic because we will always help each other in difficult time like this

Commented [R5]: Tidak ada yang dicetak miring

5. The orange _____ of the sunset at the beach is so mesmerizing that I cannot stop feeling grateful for having amazingly beautiful country as my homeland.

Untuk menguji pemahaman unsur kebahasaan Anda terkait lagu, coba Anda cek jawaban Anda di practice 10 di atas. Anda yakin bisa mengisinya bukan? Mari kita cek jawabannya. Inilah jawaban yang benar, 1. Strangles, 2. Sorrows, 3. Bliss, 4. Dread, 5. Glow.

Practice 11 : Read the song “hero” again and put ‘T’ if the sentence is true and ‘F’ if the sentence is false.

- a. You will find a hero for your self if you search it with your heart. ____
- b. Knowing what you are as a fearful thing. ____
- c. Your sorrow will be gone by itself, so you do not need to care about it. ____
- d. A hero comes along with the power to keep you strong to carry on in facing hard times. ____
- e. Don’t get scared to face hard times in your life. ____
- f. You need to rely on other’s love. ____
- g. You can survive because you have tears and hope. ____
- h. When you feel like our hope is gone, do not let you lose it, but you have to keep it with you. ____
- i. A long road refers to a long journey in one’s life. ____
- j. Do not feel alone facing the world because you carry love within yourself. ____

Bagaimana dengan jawaban Anda untuk practice terakhir ini? Anda yakin bukan bisa menjawabnya dengan baik. Anda semakin paham bagaimanan menafsirkan sebuah lirik lagu. Good job. Coba Anda samakan hasil pekerjaannya. 1.T, 2. F,3. T, 4.T, 5.T, 6.F, 7. F, 8. T, 9. T. 10. T. Sekarang Anda sudah selesai melaksanakan semua Learning activity 1. Kini Anda akan masuk ke penilaian diri.

E. Penilaian Diri

Di akhir kegiatan *Learning Activity 1* ini, Anda diminta untuk melakukan penilaian diri berdasarkan pertanyaan dibawah ini.

In your notebook, write down your experience in learning and practicing the conversation above. Make sure you spell every word correctly.

1. The words that are new to me:
2. The sentences that I found difficult to understand:

KEGIATAN PEMBELAJARAN 2

A. Tujuan Pembelajaran

Setelah *Learning Activity 2* ini Anda diharapkan mampu:

1. Menjawab pertanyaan tentang isi lagu terkait kehidupan remaja.
2. Membuat ulasan (*review*) lagu terkait kehidupan remaja.

B. Uraian Materi

Pada Kegiatan Pembelajaran 2 (*Learning Activity 2*) ini Anda akan diajak berlatih menangkap makna dari beberapa lirik lagu. Kegiatan yang akan Anda lakukan diantaranya mengerjakan beberapa latihan menjawab pertanyaan yang terkait isi lagu. Anda juga akan berlatih menangkap makna lagu dengan cara menyimpulkan, dan mereview isi lagu tersebut. Apabila anda menemui kesulitan dalam mengerjakan latihan dalam kegiatan pembelajaran ini, Anda boleh membaca kembali uraian materi di kegiatan sebelumnya. Kegiatan pembelajaran 2 ini lebih menekankan pada pengerjaan latihan-latihan soal.

Practice 1 : Read the lyric of 'Heal The World".Then answers the following questions.



Sumber : goodnet.org

HEAL THE WORLD

[Intro:]

Think about the generations and say that we want to make it a better place for our children, and our children's children, so that they know it's a better world for them
And think, if they can make it a better place...

Verse 1

There's a place in your heart
And I know that it is love
And this place could be much
Brighter than tomorrow
And if you really try
You'll find there's no need to cry
In this place you'll feel
There's no hurt or sorrow

Pre – Chorus

There are ways to get there
If you care enough for the living
Make a little space
Make a better place

Chorus

Heal the world
Make it a better place
For you and for me
And the entire human race
There are people dying
If you care enough for the living
Make it a better place
For you and for me

Verse 2

If you want to know why
There's a love that cannot lie
Love is strong,
it only cares for joyful giving
If we try, we shall see
In this bliss we cannot feel
Fear or dread,
we stop existing and start living

[Pre-Chorus 2]

Then it feels that always
Love's enough for us growing
So make a better world
To make a better world

Chorus

Heal the world
Make it a better place
For you and for me
And the entire human race
There are people dying
If you care enough for the living
Make it a better place for you and for me

[Bridge]

And the dream we were conceived in
will reveal a joyful face
And the world we once believed
in will shine again in grace
Then why do we keep strangling life?
Would this Earth crucify its soul?
Though it's plain to see
This world is heavenly
Be God's glow

[Verse 3]

We could fly so high

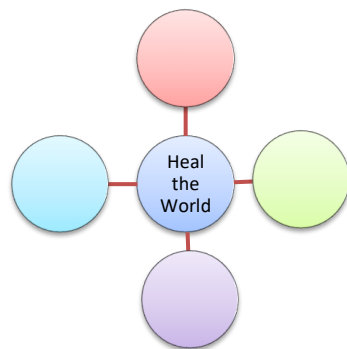
Let our spirits never die
In my heart, I feel you are all my brothers
Create a world with no fear
Together, we'll cry happy tears
See the nations Turn their swords into ploughshares

[Pre-Chorus 3]
We could really get there
If you cared enough for the living
Make a little space
To make a better place

[Chorus]
Heal the world
Make it a better place
For you and for me
And the entire human race
There are people dying
If you care enough for the living
Make a better place For you and for me

[Post-Chorus]
There are people dying
If you care enough for the living
Make a better place
For you and for me

1. What is the song about?
2. What is the purpose of this song?
3. What is the moral lesson of the song?
4. What is the singer's hope through this song?
5. What emotions/feelings are in this song?



Coba Anda berikan jawaban untuk *practice 1* di atas. Pahami dulu lagunya baik dari unsur kebahasaannya ataupun berdasarkan konteks. Apakah Anda sudah mendapatkan jawabannya? coba Anda baca dan bandingkan dengan jawaban berikut:

Commented [R6]: Tidak ditemukan instruksi terkait mind map yang disajikan berikutnya. Apa yang harus siswa kerjakan terkait mind map tersebut.

1. The song is about unity, peace and equality . It also tells about giving love to make this world better and to provide life to children.
2. To persuade everyone to cooperate to make better world by treating each other equally and no discrimination.
3. We should treat others equally with no discrimination, we as a human being should unite and make this world be a better place, a better world by stopping the hate, wars, bombing and all the killings that break us apart.
4. He wanted to change the world as a better place for all. Treat other people equally in peace and harmony. Stop wars and provide a better place for children as young generation.
5. Love, strong, caring, joyful, sorrow, happy.

Practice 2 : Reading comprehension. Read again the lyric "Heal The World" then answer the following questions!

1. What does the title describe? What does the composer compare the world with?
2. How does the composer describe the world that we live in now? Mention some phrases from the lyrics that can support your answer.
3. What dream does the singer have about this world? Quote some phrases from the lyrics.
4. How can the dream be realized? Show the lines that tells so.
5. What is one thing that can solve problems in this world?
6. What do you understand about these lines: "make a little space make a better place ..."

Anda masih bersemangat untuk mengerjakan latihan soal terkait menafsirkan lirik lagu? Pasti ya semangat bukan? Ciri-ciri Anda semangat adalah dengan mengerjakan semua latihan soal di practice 2. Kita samakan ya inti tafsiran tentang lagu 'Heal The World' di atas.

1. The title describes that the world is sick, plagued with many problems and the song invites us to cure the sickness or solve world problems. The composer compares the world with a person or human being who is sick.
2. *The world has or is plagued with many problems. The lyrics that shows the problems are, for instance:*
 - There are people dying.
 - Then why do you keep strangling life, wound this earth, and crucify its soul.
3. *The singer or the composer dreams of a world that is peaceful, with people loving and helping each other; the world in which all people are happy.*

Some phrases that show that:

 - In this place you will feel there is no hurt or sorrow
 - This place could be much brighter than tomorrow (brighter symbolizes a good, happy, and successful life)
 - In this bliss we cannot feel fear or dread.
 - And the world we once believed in
4. *will shine again in grace. Caring about, loving, and helping other people, making a little space and the world a better place for all are ways to realize the dream.*

Some lines show that:

 - If you care enough for the living, make a little space, make a better place. (Make a little space can mean giving chances to other people to do good things for them)

- Love is strong. It only cares for joyful giving. If we try (to give something that makes other people happy) we shall see (that) in this bliss we cannot feel fear or dread.
- 5. Love in our heart (read the first line and the lines following that -> the first stanza).
- 6. What do you understand about these lines: ... make a little space make a better place ... -> Make a little space and make a better place (for other people) can be in the form of giving help, doing good deed, or having good intention, etc

Practice 3 : Read the lyrics of the song "Heal the World" loudly! Match the lyrics and the meanings. Handwrite your work in your exercise book. Make sure you use the right grammar and spell every word correctly.

No	Lyric		Meaning
1.	There's a place in your heart And I know that it is love And this place could be much Brighter than tomorrow And if you really try You'll find there's no need to cry In this place you'll feel There's no hurt or sorrow	a	Everyone needs to consider other people's live, which in a great danger or people in poverty around the world. It shows how powerful one gesture of kindness really is. And how someone can change the world make it an enjoyable and loving place for everyone across the world.
2.	There are ways to get there If you care enough for the living Make a little space Make a better place	b	The writer thinks love can heal the world. The writer wants anybody to care about others to make world a better place.
3.	Heal the world Make it a better place For you and for me And the entire human race There are people dying If you care enough for the living Make it a better place For you and for me	c	There is love anybody's heart. It can make anything better. Love creates peace and a better life.
4.	If you want to know why There's love that cannot lie Love is strong It only cares of joyful giving If we try we shall see In this bliss we cannot feel Fear of dread We stop existing and start for living For you and for me	d	The writer believe that (1) there is a new world paradise where no one can feel any pain, fear or sadness, (2) one day the earth will become a etter place, (3) one day the world can be healed

Commented [R7]: Instruksi ini sebenarnya tidak diperlukan karena siswa hanya menjodohkan (menuliskan pasangan lirik dan arti yang sesuai)

Apakah Anda bisa menangkap makna lagu di atas? Kalau Anda mampu memahami isi lagu di atas maka akan mudah bagi Anda untuk menangkap maknanya. Pastikan kalau Anda mendapatkan tujuan dari lagu tersebut. Kemudian unsur kebahasaan apa yang anda temukan dan yang terakhir Anda paham dengan struktur teks lagu itu. Coba Anda cek jawaban Anda tersebut. No 1 c, no 2 d, no 3 a dan no 4 b.


C. Rangkuman

- ❖ Dalam menangkap makna lagu kita bisa melakukannya dengan cara memahami setiap lirik lagu dan memahami keseluruhan lagu.
- ❖ Secara sederhana, menangkap makna lagu dapat dilakukan dengan cara mengartikan setiap liriknya sesuai dengan konteks lagu yang ada setelah kita mendengarkan atau membaca keseluruhan lagu
- ❖ Dalam Lirik yang bagus, terdapat deskripsi nyata akan sesuatu yang disampaikan sehingga tidak sulit untuk menangkap maknanya.
- ❖ Jika kita menangkap makna sebuah lagu secara menyeluruh, kita akan dihadapkan banyak hal seperti latar belakang uday dan juga sejarah tentang penulis maupun artis yang menyanyikan lagu tersebut.

D. Latihan Soal

Practice 4 : Read again the lyric "Hero" by Mariah Carey. Then fill in the chart by the words showing the emotions in the song.

Commented [R8]: Mohon kalimat ini dicermati lagi.



Anda tidak akan terlalu sulit mengerjakan latihan 4 di atas. Ketika Anda paham dengan makna lagu tersebut maka Anda akan mudah mendapatkan jawabannya seperti ini: bravery, courage, toughness, preservice.

Practice 5 : Match the lyrics and the meanings. Handwrite your work in your exercise book. Make sure you use the right grammar and spell every word correctly.

No	Lyric		Meaning
1.	<p><i>When you try your best but you don't succeed</i></p> <p><i>When you get what you want but not what you need</i></p> <p><i>When you feel so tired but you can't sleep</i></p> <p><i>Stuck in reverse</i></p>	a	<p>The support you receive from those people around you will restore your energy and give some life into your fading soul. It simply means they are able to reignite yourself to former glory.</p>

2.	<i>When the tears come streaming down your face When you lose something you can't replace When you love someone but it goes to waste Could it be worse</i>	b	These lines set the mood, pace and context to the song. It describes a situation where you are pretty much lost-not being able to move forward or back. Even your best is not good/strong enough to get you through this mess. That is when you need the aid of someone else. You feel as if your whole life has taken a turn for the worse and you constantly withdraw yourself from everything.
3.	<i>Lights will guide you home And ignite your bones I will try to fix you</i>	c	Everything around you has an expiration date! Even the ones that you hold closest and dearest to you. You just have to live with the understanding that someday it all comes to an end and you are going to feel as if a big part of your has also gone away with them. That is when you need a fixing. This verse of "Fix You" clearly speaks about a loss-a passing away of a person. It looks as if your love has gone to waste and you contemplate if anything could get any worse!
4.	<i>Tears stream down your face When you lose something you cannot replace Tears stream down your face And I...Tears stream down your face I promise you I will learn from my mistakes Tears stream down your face And I...</i>	d	The bridge speaks about the true pain behind losing someone you love. You may be extremely emotionally strong, but you will still have tears running down your face-it's involuntary and it comes from the depths of our hearts. The singer promises to learn from the mistakes he has done in the past

Practice 6 : Write a review about the lyric from one of the following songs:

1. Hero
2. Skyscraper
3. Heal the World
4. Fix You

You may relate the message in the lyric with your own experience. This format can be used as the guidance.

Commented [R9]: Tagihan ini tidak sesuai dengan latihan-latihan sebelumnya. Pada kegiatan-kegiatan sebelumnya siswa berlatih tentang cara menemukan makna sebuah lagu, bukan tentang review buku.

Title of the Review

Paragraph 1: The interpretation of the lyric

Paragraph 2: The message of the lyric and your opinion about that (relate with your experience)

Paragraph 3: Conclusion

E. Penilaian Diri

Di akhir kegiatan *Learning Activity 2* ini, Anda diminta untuk melakukan penilaian diri berdasarkan pertanyaan dibawah ini.

In your notebook, write down your experience in learning and practicing the conversation above. Make sure you spell every word correctly.

1. The words that are new to me:
2. The sentences that I found difficult to understand:

Commented [R10]: Penilaian diri yang diberikan mungkin bisa dikembangkan tidak hanya untuk merefleksikan penguasaan siswa pada kosakata dan kalimat saja

EVALUASI

This text is for no 1 to 5

A Dying Planet
Song by: Joe Walsh

Is anyone out there?
Does anybody listen or care anymore?
We are living on a dying planet,
We're killing everything that's alive,
And anyone who tries to deny it
Wears a tie

And gets paid to lie
So I wrote these songs for a dying planet,
I'm sorry but I'm telling the truth,
And This d for everybody trying to save it
These songs are for you, too.
Is anyone out there

1. What kind of planet are we living now?
 - A. Dying Planet
 - B. good planet
 - C. beautiful planet
 - D. nice planet
 - E. lovely planet
2. Who are people who deny that they have killed living things?
 - A. People who listen that song
 - B. People who wear a tie and get paid to lie
 - C. People who live near the singer
 - D. people who work in the town
 - E. people who sell tie and T-shirt
3. "And gets paid to lie". The word "gets paid" means....
 - A. buy with money
 - B. Pay someone
 - C. Receive money for work complete
 - D. sell with low prices
 - E. promote completely
4. For whom does the singers wrote that song?
 - A. for people who study hard
 - B. For people out there
 - C. For people who work hard
 - D. For the dying planet
 - E. for everything that is a live
5. Why does the singer feel sorry?
 - A. Because he works on the planet
 - B. Because he does not tell the truth
 - C. Because he lies

- D. Because he can not speak
- E. Because he tells the truth

This text is for no 6 to 8

Demis Roussos: RAIN AND TEARS
Rain and tears all the same
But in the sun you've to play the game
When you cry in winter time
You can't pretend, it's nothing but the rain
How many times I've seen
Tears coming from your blue eyes
Rain and tears all the same
But in the sun you've got to play the game
Give an answer of love I need an answer of love
Rain and tears in the sun
But in your heart you feel the rain the waves
Rain and tears both for shown
For in my heart there'll never be a sun
Rain and tears all the same
But in the sun you've play the game

- 6. Which one of the following statements is implied in this song?
 - A. The writer's lover treats him well.
 - B. The writer's lover often expresses her sadness
 - C. The writer has got his expectation from his lover
 - D. The writer of the song feels sure with his love.
 - E. The writer feels that his love story will have a happy ending.
- 7. "Rain and tears both for shown. For in my heart there'll never be a sun". The phrase "my heart there'll never be a sun" means that the writer....
 - A. will always feel sad
 - B. will feel sure in his heart
 - C. will have his heart be with bright life
 - D. will feel so faithless all the time
 - E. will get very tired all his life
- 8. The word "rain" in this song refers to

 - A. autumn time
 - B. spring time
 - C. winter time
 - D. summer time
 - E. rainy season time

This text is for No 9 and 10

If you ever find yourself stuck in the middle of the sea
I'll sail the world to find you
If you ever find yourself lost in the dark and you can't see
I'll be the light to guide you
Find out what we're made of
When we are called to help our friends in need

[Chorus]

You can count on me like 1, 2, 3
I'll be there

And I know when I need it
I can count on you like 4, 3, 2
And you'll be there

'cause that's what friends are supposed to do oh yeah
oooooh, oooohhh yeah yeah

[Verse 2]

If you're tossin' and you're turnin'
and

you just can't fall asleep

I'll sing a song beside you

And if you ever forget how much you really mean to me

Every day I will remind you

You'll always have my shoulder when you cry

I'll never let go

Never say goodbye

9. What is the moral value of the song?
- A. We don't need a friend
 - B. We can't be with a friend forever
 - C. We need a friend to share our sadness and happiness
 - D. We will survive without friend anyway
 - E. We have to pick a good time to have a partner
10. In your opinion, what does the singer mean, when he says 'I can count on you like 4, 3, 2'?
- A. A friend can't share the story
 - B. We can be free to be ourselves with a friend
 - C. We will be good without friend
 - D. We won't tell our daily experience with a friend
 - E. A friend will always stay by us in a darkness and sorrow

KUNCI JAWABAN

1. A
2. B
3. C
4. D
5. E
6. B
7. A
8. C
9. C
10. E

DAFTAR PUSTAKA

Sudarwati, Th.M & Eudia Grace.2018. *Pathway to English for SMA/MA Grade XII*. Jakarta: Erlangga.

Kementerian Pendidikan dan Kebudayaan. 2018. *Bahasa Inggris SMA/MAK Kelas XII*. Jakarta: Pusat Perbukuan dan Kurikulum Balitbang Puskurbuk.